

# **TELUS and e-STIP**

**An Electronic Bridge Between  
MPO, SDOT, FHWA & FTA**

# Agenda

1. TELUS Background
2. Web-TELUS Demonstration
3. e-STIP Demonstration
4. Discussion

# TELUS Background: What is TELUS?

- An Information Management and Decision Support System designed to help MPOs and State DOTs meet their legislative mandates under SAFETEA-LU as they relate to metropolitan planning.
- Assists MPOs and SDOTs in managing Transportation Improvement Programs (TIP) by:
  - tracking projects from planning to implementation,
  - analyzing interrelationships among projects,
  - estimating their economic and land use impacts,
  - and providing a user-friendly graphical user interface and reporting.

# Technology Innovation Lifecycle Primer

- TELUS development began with Stakeholder Outreach designed to assess customer needs;
- Development guided by an MPO user committee;
- Peer Review Panel and Beta Testers;
- Survey of users and non-users;
- User Conferences (most recent in August 2010);
- Expansion of user-base through continuous marketing;
- TELUS is one of FHWA's "Priority, Market Ready Technology and Innovation" (T&I) projects  
(<http://www.fhwa.dot.gov/research/deployment/ptisafety.cfm>)

# For MPOs...

- Data-management, decision-support, and information-sharing tool for managing TIP projects.
- User-friendly interface for data input, viewing, editing, and searching projects.
- End-user reports are easy to understand – present data in a logical order and in a clean and professional looking format.
- Allows projects to be edited and tracked as they move through different stages from planning to implementation.
- Public participation – Information in TELUS can be shared with constituents outside the MPO through the Internet.

# For MPOs and State DOTs ...

- Web-based TELUS can be linked to DOT work program data to enable MPO and SDOT data sharing and interaction in a uniform platform and application.
- Work program data generated by the SDOT can be downloaded through TELUS to each MPO with the capability of integrating this data into each MPO's TIP.
- TELUS can be configured to connect to existing SDOT databases.
- Can be customized by MPO's to meet their needs while maintaining the functionality of being linked to an SDOT database.

# For FHWA and State DOTs ...

Web-based TELUS can integrate paperless STIP approval process through **e-STIP** application

# Web-Based TELUS & e-STIP

**Web Based TELUS** helps MPOs in preparing the TIP by providing a seamless and integrated project database, enabling public participation and allows for visualization through map viewer.

**E-STIP** is an electronic submission, processing and approval tool that helps SDOTs and FHWA streamline STIP development through electronic processing of amendments / modifications, generates list of obligated projects and allows for tracking the real-time status of each STIP request.



Miami Valley Regional Planning Commission - OHIO

# **MVRPC TELUS**

## **Demonstration**

# **MVRPC and Web-TELUS**

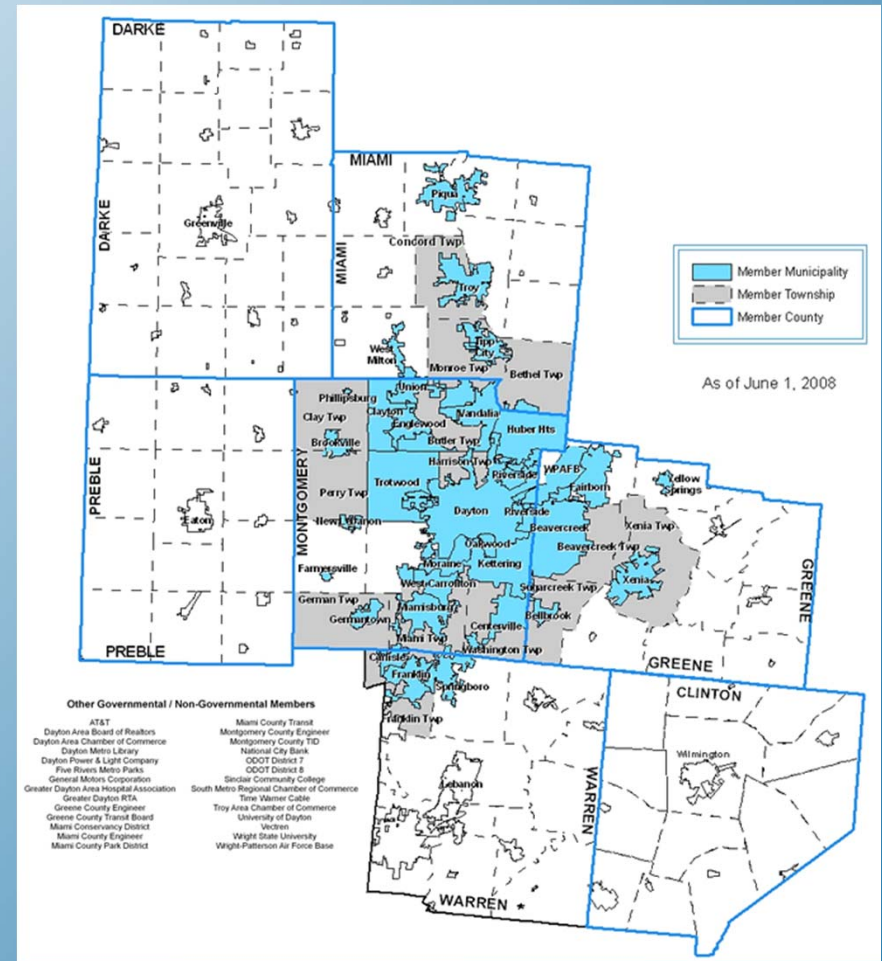
Mike Lucas

Miami Valley Regional Planning Commission

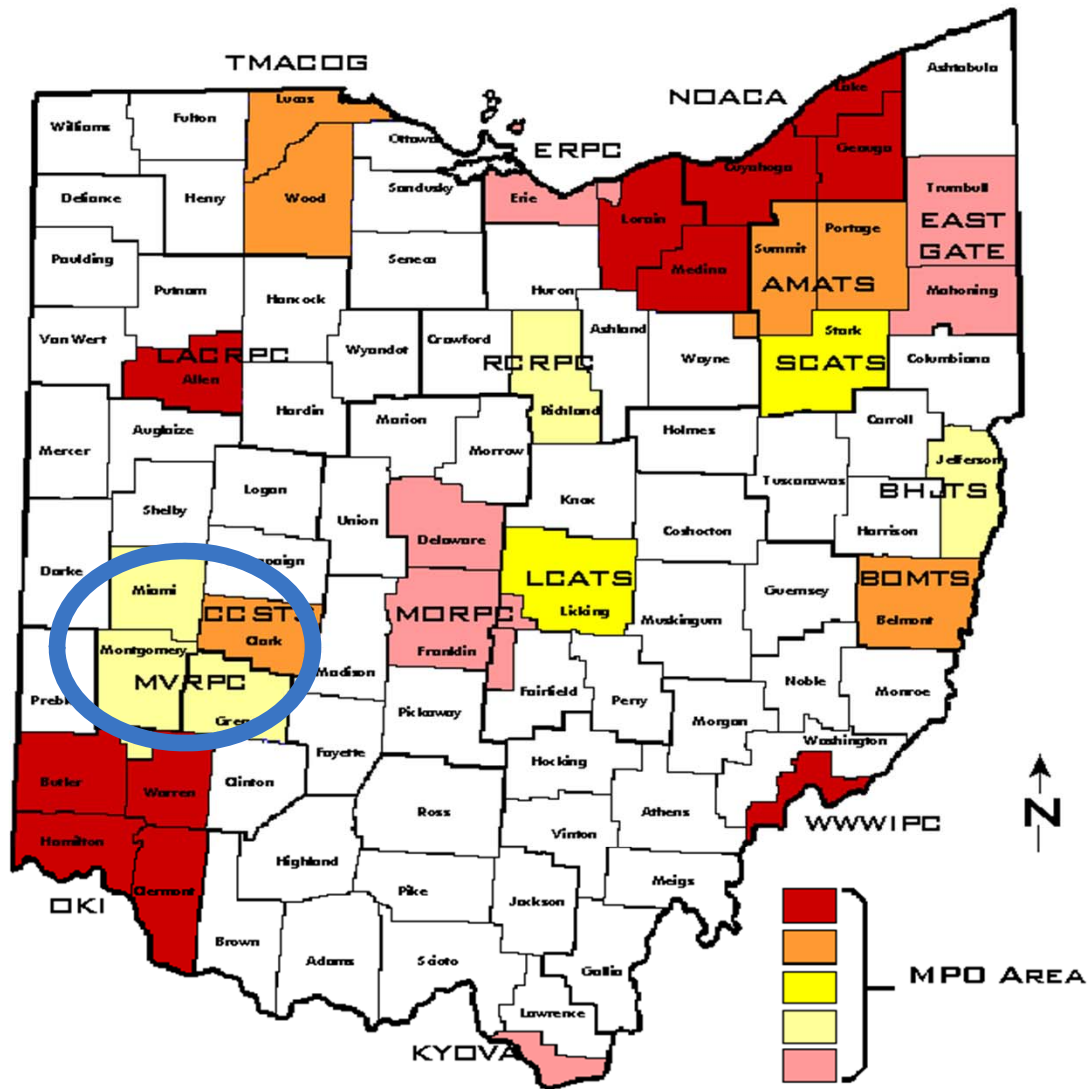


# Miami Valley Region Planning Commission (MVRPC)...

- Formed in 1964 by Ohio Revised Code
- Voluntary association of governmental and non-governmental organizations serving people in Southwest Ohio
- Serves the Miami Valley Region as a Regional Planning Commission and Metropolitan Planning Organization

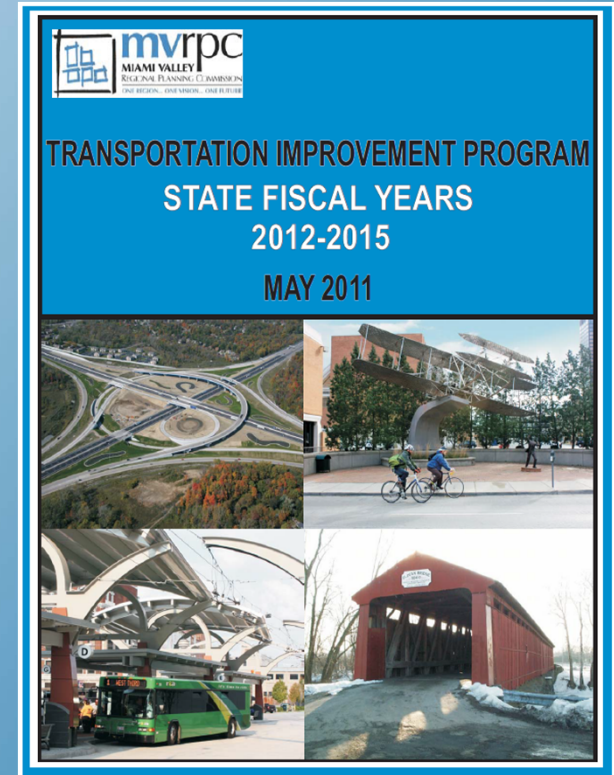


# Ohio Urbanized Areas where Transportation Planning is Required



# Transportation Improvement Program (TIP)

- Current TIP – SFY2012 – SFY2015 TIP
- Four-year program of projects that have funding
  - Implementation device of the LRTP
- Monitors projects from their initiation through completion
- TIP currently includes \$771 million worth of projects



# MVRPC's Regionally Controlled Funds

- Surface Transportation Program (STP) funds
  - Approximately \$11 million per year
- Congestion Mitigation / Air Quality (CMAQ) funds
  - Approximately \$6.1 million per year
- Transportation Enhancement (TE) funds
  - Approximately \$1 million per year
- Since 1999, MVRPC has funded over \$295.1 million worth of STP, CMAQ , TE and ARRA projects

SAFETEA-LU

Safe Accountable Flexible Efficient Transportation Equity Act:  
A Legacy for Users



# Congressional Earmark Requests

- Work with other organizations throughout the Miami Valley to identify projects eligible for Federal funding as part of Dayton Development Coalition's Priority Development and Advocacy Committee
- Lead agency for Transportation and Government Services Project Review Panels



# Transportation Review Advisory Council (TRAC)

- ODOT's program for funding major new capacity projects, \$12 million or more
- Coordinate region's applications with ODOT Districts
  - Successful in capturing \$271 million in previous years
  - Submitted five CY2011 TRAC requests totaling more than \$38 million



# Federal Stimulus

- American Recovery and Reinvestment Act 2009
- ARRA FHWA funds were allocated to Ohio in the amount of \$936 million.
- The Dayton urban area share is \$17.3 million. MVRPC distributed this share to facilitate 42 projects.

# What is Web-TELUS

- Web-based TIP project management application
- Used by MVRPC Staff to maintain TIP project data
- Allows visitors to query and view TIP data using our web site.
- Allows 24/7 access to most up-to-date info

# Web-TELUS is New

- First MPO in Ohio to have web access to live TIP information
- One of a handful of medium MPOs in US to have GIS based interface to TIP
- Meets new guidelines for SAFTEA-LU
  - Visualization
  - Public Participation

# Web-TELUS Guts

- Data stored in MySQL
- Java processes all requests and queries
- JSP for serving dynamic pages
- ArcIMS for mapping component



**mvrpc**  
MIAMI VALLEY  
REGIONAL PLANNING COMMISSION

**TRANSPORTATION**

- Long Range Planning (LRTP)
- Short Range Planning (TIP)
- Transportation Financing
- Human Services
- Transportation Coord. (HSTC)
- Bikeways & Pedestrians
- Complete Streets
- Transit
- Rideshare

Web TELUS

TIP Amendments

Past TIP

Language: English | Spanish

Search  **GO**

- TRANSPORTATION
- LAND USE
- ENVIRONMENT
- GIS
- PROJECTS
- SERVICES
- RESOURCES**
- OUR REGION
- OUR VISION

Web TELUS

GIS OPSS

Traffic Count Viewer

Interactive Bikeways Map

Project Evaluation System

Resource Center

TRANSPORTATION PLAN (TIP)

MVRPC maintains a Long Range Transportation Plan that looks 26 years into the future. The Region also maintains a more detailed transportation capital improvement program that is updated every two years. Known as the Transportation Improvement Program (TIP), this short-range plan was updated in May 2007.



# TRANSPORTATION

[Home](#) < [Transportation](#) < [Short Range Planning \(TIP\)](#)

## Short Range Plan (TIP)

While MVRPC maintains a Long Range Transportation Plan that looks 26 years into the future, the Region also maintains a more detailed transportation capital improvement program that is updated every two years. Known as the Transportation Improvement Program (TIP), this short-range plan was updated in May 2007. The TIP lists transportation projects scheduled to be implemented over the next four years in [Greene](#), [Miami](#), [Montgomery](#), and [Warren Counties](#).

## 2012-2015 Transportation Improvement Program

The Region's Long Range Transportation Plan is monitored and implemented through the TIP process. Specifically outlined in the TIP are the Region's highway, bikeway/pedestrian and transit improvements that are federally and/or state financed. Before local jurisdictions can move forward with any proposed project implementation or construction, that project must first gain approval for use

October						
SUN	MON	TUE	WED	THU	FRI	SAT
						1
2	3	4	5	6	7	8
9	10	11	12	13	14	15
16	17	18	19	20	21	22
23	24	25	26	27	28	29
30	31					



## TELUS National

Visitor Information	
Name	<input type="text"/>
Agency	<input type="text"/>
E-mail Address*	<input type="text"/>
Telephone Number*	<input type="text"/>

\*= Optional Information

Need help getting started using Web TELUS?  
Watch our [Introduction to Web TELUS](#)

Login



# TELUS National

Miami Valley Regional Planning Commission

Welcome public  
Click the Globe to search using map,  
or click magnifying glass to search using query form



Select  
and  
Analyze  
Projects



Manage  
Data



Geographic  
Information  
System



Manage User  
Accounts



About  
MVRPC TELUS



# TELUS National



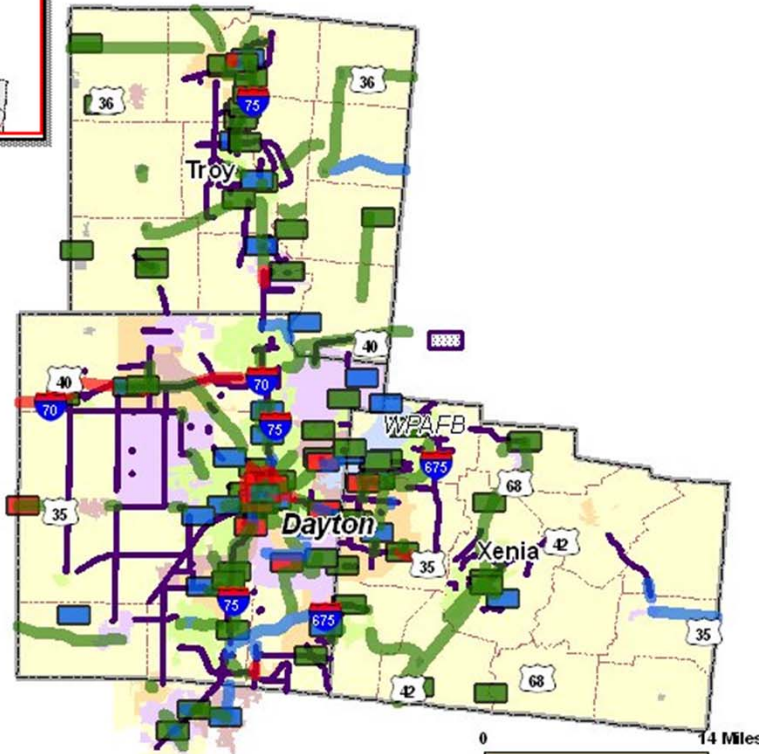
Select and Analyze Projects

Admin Page

Geographic Information System



Zoom In



TIP Projects - Lines is now the Active Layer

## TIP Projects

Construction Year

- 2011 - 2012
- 2013 - 2015
- Beyond 2015

[Click here to view Areawide Projects](#)

L RTP Projects (proposed)

### Layers

Visible Active

- TIP Projects - Points
- TIP Projects - Lines
- L RTP Projects (proposed)
- Jurisdictions

Refresh Map





# TELUS National



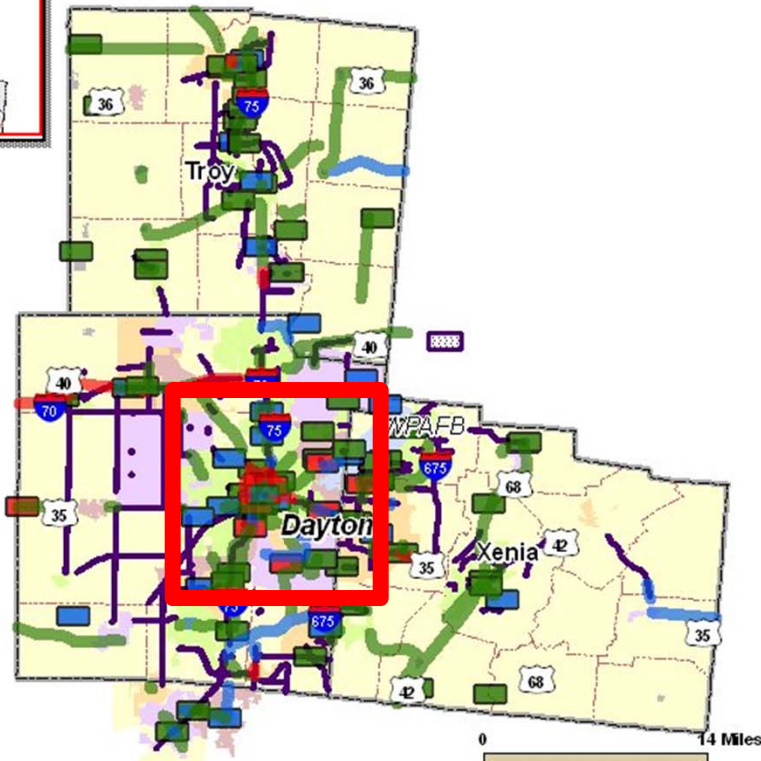
Select and Analyze Projects

Admin Page

Geographic Information System



Zoom In



TIP Projects - Lines is now the Active Layer

## TIP Projects Construction Year

- 2011 - 2012
- 2013 - 2015
- Beyond 2015

[Click here to view Areawide Projects](#)

L RTP Projects (proposed)

**Layers**

Visible Active

- TIP Projects - Points
- TIP Projects - Lines
- L RTP Projects (proposed)
- Jurisdictions

[Refresh Map](#)



Select and Analyze Projects

Admin Page

Geographic Information System



Identify



TIP Projects  
Construction Year

- 2011 - 2012
- 2013 - 2015
- Beyond 2015

[Click here to view Areawide Projects](#)

LRTP Projects (proposed)

- Layers
- Visible Active
- TIP Projects - Points
  - TIP Projects - Lines
  - LRTP Projects (proposed)
  - Jurisdictions

Refresh Map

Rec	MVRPC#	Construction Year	PID
1	491.2	2013	77247
2	851.8	2011	25877



# TELUS National

Miami Valley Regional Planning Commission



Your search returned 1 results. Click [here](#) for Summary Reports

Year	PID #	MVRPC #	County-Route-Section	Lead Agency	Project Type	Options
2012	77247	491.2	MOT075-12.00 (Phase 2)	ODOT District-7	TIP	<a href="#">view</a>

[New Search](#) [Summary](#)



# TELUS National

## Miami Valley Regional Planning Commission



### Project Information

TIP Year Approved	2012	Letting Type	Traditional
PID#	77247	Mode	Roadway
MVRPC#	491.2	Lead Agency	ODOT District-7
LRTP #	147D	Air Quality	Analyzed
County - Route - Section	MOT075-12.00 (Phase 2)	Air Quality Scenario	2015 Build
Description	IR75 Phase 2 at Downtown Dayton-Reconstruction of the Dayton Downtown Core Area to Provide Three Continuous Lanes (Fifth Street bridge to Riverview Ave.)	Reservoir Year	2010
		Reservoir Phase	
		Amendment	TA4 MOT
		Amendment Status	<a href="#">Approved</a>
		Construction Year	2013
Comments	Decreased IM and TRAC PE funds in SFY2011 and increased IM and TRAC PE funds in SFY2012 to reflect changes in Ellis.		
Phase Cap Comments			

### Project Milestones

Environmental Document Approved Date	2004-09-23	Tracings Complete (Plans to District Office)	2012-01-16
R/W Authorization Date	2011-02-14	District R/W Certification Date (Regional R/W clear)	2012-03-15
Plan Package Received in Central Office Date	2012-04-16	Sale Date	2012-08-23
Completion Date	2015-11-01	Award Date	2012-08-30
Project Review Status	active	CMAQ Eligibility Approval (if applicable)	

### Location

Route 1	I-75	Route 2		Lanes	6
Begin Log		End Log		Length	0
Primary County	Montgomery	Secondary County		Capacity - O/M	Capacity
ODOT District	Dist-7	Locale	Dayton	Map Layer ID	1



### Project Milestones

Environmental Document Approved Date	2004-09-23	Tracings Complete (Plans to District Office)	2012-01-16
R/W Authorization Date	2011-02-14	District R/W Certification Date (Regional R/W clear)	2012-03-15
Plan Package Received in Central Office Date	2012-04-16	Sale Date	2012-08-23
Completion Date	2015-11-01	Award Date	2012-08-30
Project Review Status	active	CMAQ Eligibility Approval (if applicable)	


### Location

Route 1	I-75	Route 2		Lanes	6
Begin Log		End Log		Length	0
Primary County	Montgomery	Secondary County		Capacity - O/M	Capacity
ODOT District	Dist-7	Locale	Dayton	Map Layer ID	1



### TIP Projects Construction Year

-  **2011 - 2012**
-  **2013 - 2015**
-  **Beyond 2015**



# mvrpc

**Project Financial Information**

TIP Year: 2012      PID #: 77247

MVRPC #: 491.2      County - Route - Section: MOT075-12.00 (Phase 2)

Original Year	Current Year	Phase	Work	Type	Source	Allocated Amount (thousands)	Obligated Amount (thousands)
2006	2006	ENG	PE	Non-Federal	TRAC	\$634.0	\$0.0
2006	2006	ENG	PE	Federal	IM	\$2,995.0	\$0.0
2006	2006	ENG	PE	Federal	NH	\$1,200.0	\$0.0
2007	2007	ENG	PE	Non-Federal	STATE	\$1.0	\$0.0
2007	2007	ENG	PE	Federal	SPR	\$3.0	\$0.0
2007	2007	ENG	PE	Non-Federal	TRAC	\$31.0	\$0.0
2007	2007	ENG	PE	Federal	NH	\$124.0	\$0.0
2009	2009	ENG	PE	Non-Federal	TRAC	\$145.0	\$0.0
2009	2009	ENG	PE	Federal	NH	\$267.0	\$0.0
2009	2009	ENG	PE	Federal	IM	\$701.0	\$0.0
2010	2010	ENG	PE	Federal	IM	\$3,203.0	\$0.0
2010	2010	ENG	PE	Non-Federal	TRAC	\$661.0	\$0.0
2010	2010	ENG	PE	Federal	NH	\$1,220.0	\$0.0
2011	2011	ENG	PE	Non-Federal	TRAC	\$31.0	\$0.0
2011	2011	ROW	R	Non-Federal	TRAC	\$2,001.0	\$0.0
2011	2011	ENG	PE	Federal	IM	\$282.0	\$0.0
2012	2012	ENG	PE	Federal	NH	\$1,629.0	\$0.0
2012	2012	ENG	PE	Federal	IM	\$4,459.0	\$0.0
2012	2012	ENG	PE	Non-Federal	TRAC	\$903.0	\$0.0
2013	2013	CON	C	Non-Federal	TRAC	\$49,607.0	\$0.0
2013	2013	CON	C	Federal	NH	\$198,427.0	\$0.0

**Project information reports**

Profile Report      Format: HTML     

Financial Report      Format: HTML     

Funding Tracking      Format: HTML     

Status Report      Format: HTML     

**Audit Report**

Audit Report      Format: HTML     

**Finish**

Project Financial Information							
TIP Year:	2012	PID #:	77247				
MVRPC #:	491.2	County - Route - Section	MOT075-12.00 (Phase 2)				
Original Year	Current Year	Phase	Work	Type	Source	Allocated Amount (thousands)	Obligated Amount (thousands)
2006	2006	ENG	PE	Non-Federal	TRAC	\$634.0	\$0.0
2006	2006	ENG	PE	Federal	IM	\$2,995.0	\$0.0
2006	2006	ENG	PE	Federal	NH	\$1,200.0	\$0.0
2007	2007	ENG	PE	Non-Federal	STATE	\$1.0	\$0.0
2007	2007	ENG	PE	Federal	SPR	\$3.0	\$0.0
2007	2007	ENG	PE	Non-Federal	TRAC	\$31.0	\$0.0
2007	2007	ENG	PE	Federal	NH	\$124.0	\$0.0
2009	2009	ENG	PE	Non-Federal	TRAC	\$145.0	\$0.0
2009	2009	ENG	PE	Federal	NH	\$267.0	\$0.0
2009	2009	ENG	PE	Federal	IM	\$701.0	\$0.0
2010	2010	ENG	PE	Federal	IM	\$3,203.0	\$0.0
2010	2010	ENG	PE	Non-Federal	TRAC	\$661.0	\$0.0
2010	2010	ENG	PE	Federal	NH	\$1,220.0	\$0.0
2011	2011	ENG	PE	Non-Federal	TRAC	\$31.0	\$0.0
2011	2011	ROW	R	Non-Federal	TRAC	\$2,001.0	\$0.0
2011	2011	ENG	PE	Federal	IM	\$282.0	\$0.0
2012	2012	ENG	PE	Federal	NH	\$1,629.0	\$0.0
2012	2012	ENG	PE	Federal	IM	\$4,459.0	\$0.0
2012	2012	ENG	PE	Non-Federal	TRAC	\$903.0	\$0.0
2013	2013	CON	C	Non-Federal	TRAC	\$49,607.0	\$0.0
2013	2013	CON	C	Federal	NH	\$198,427.0	\$0.0

Project Information Reports	
Profile Report	Format HTML <input type="button" value="Go"/>
Financial Report	Format HTML <input type="button" value="Go"/>
Funding Tracking	Format HTML <input type="button" value="Go"/>
Status Report	Format HTML <input type="button" value="Go"/>
Audit Report	
Audit Report	Format HTML <input type="button" value="Go"/>

[Finish](#)



# TELUS National

Miami Valley Regional Planning Commission



Select Projects						
<b>By TIP</b>	TIP Year Approved	<input type="text"/>				
<b>By Identity</b>	PID#	<input type="text"/>	MVRPC#	<input type="text"/>	LRP #	<input type="text"/>
	Amendment#	<input type="text"/>	Lead Agency -	<input type="text"/>		
<b>By Funding</b>	Funding Source	<input type="text"/>	Funding Type	<input type="text"/>	Construction Year	<input type="text"/>
	Reservoir Phase	<input type="text"/>	Reservoir Year	<input type="text"/>		
<b>By Description</b>	Letting Type	<input type="text"/>	Project Review Status	<input type="text"/>	Project Type	<input type="text"/>
	Mode	<input type="text"/>	Air Quality	<input type="text"/>	Air Quality Scenario	<input type="text"/>
<b>By Location</b>	County - Route - Section	<input type="text"/>				
	Road Name	<input type="text"/>	Map Code	<input type="text"/>		
	County	Primary County	<input type="text"/>	Secondary County	<input type="text"/>	
	District ID	ODOT District	<input type="text"/>			
	Locale	Dayton	<input type="text"/>			

[Back](#)   [Reset](#)   [Select Projects](#)   [Re-Initialize Search](#)





# TELUS National

Miami Valley Regional Planning Commission



Your search returned 37 results. Click [here](#) for Summary Reports

Year	PID #	MVRPC #	County - Route - Section	Lead Agency	Project Type	Options
2012	25877	851.8	MOT075-10.44	ODOT District-7	TIP	<a href="#">view</a>
2012	75863	452.2	MOT035-18.57	ODOT District-7	TIP	<a href="#">view</a>
2012	77247	491.2	MOT075-12.00 (Phase 2)	ODOT District-7	TIP	<a href="#">view</a>
2012	77848	531.7	MOT - Mad River Bikeway	Five Rivers Metro Parks	TIP	<a href="#">view</a>
2012	79144	535.5	MOT075-13.71	ODOT District-7	TIP	<a href="#">view</a>
2012	80277	667.8	MOT035-18.76, Phase 2A	ODOT District-7	TIP	<a href="#">view</a>
2012	83323	044.5	MOT - Ridge Ave.	Montgomery County	TIP	<a href="#">view</a>
2012	84074	084.3	MOT - Patterson Road	Dayton	TIP	<a href="#">view</a>
2012	86320	1010.2	MOT - South Main Street	Dayton	TIP	<a href="#">view</a>
2012	86321	1011.7	MOT - Steve Whalen Bikepath	Dayton	TIP	<a href="#">view</a>
2012	86322	1007.6	MOT - Signals Ph.9	Dayton	TIP	<a href="#">view</a>
2012	86323	1022.8	MOT - US 35 Underpass Lighting	Dayton	TIP	<a href="#">view</a>
2012	86663	798.2	MOT - Tech Connect Corridor	Dayton	TIP	<a href="#">view</a>
2012	86675	1001.5	MOT075-11.74	ODOT District-7	TIP	<a href="#">view</a>
2012	86687	727.7	MOT - D07 SRTS Fairview School	Dayton	TIP	<a href="#">view</a>
2012	87383	1180.5	MOT201-05.31	ODOT District-7	TIP	<a href="#">view</a>
2012	88214	1125.5	MOT - Broadway Bridge	Dayton	TIP	<a href="#">view</a>
2012	88215	1124.7	MOT - SE Bikeway Corridor	Dayton	TIP	<a href="#">view</a>
2012	88216	1126.8	MOT - Fifth Street Bridge Lighting	Dayton	TIP	<a href="#">view</a>
2012	88217	1127.8	MOT - Wayne Avenue	Dayton	TIP	<a href="#">view</a>
2012	88376	1112.5	MOT004-20.92 L/R	ODOT District-7	TIP	<a href="#">view</a>
2012	88393	1147.5	MOT202-01.23	ODOT District-7	TIP	<a href="#">view</a>
2012	88554	1184.8	MOT202-02.01	ODOT District-7	TIP	<a href="#">view</a>
2012	88775	1238.5	MOT048-13.20	ODOT District-7	TIP	<a href="#">view</a>
2012	90437	1158.3	MOT048/835-10.88/00.61	ODOT District-7	TIP	<a href="#">view</a>
2012	90784	1274.5	MOT - Harshman Road Bridge	Montgomery County	TIP	<a href="#">view</a>
2012	90786	1277.7	MOT - Great Miami River Trail Rehabilitation	MCD	TIP	<a href="#">view</a>
2012	90787	1283.7	MOT - Broadway Street Bikeway	Dayton	TIP	<a href="#">view</a>



# TELUS National

Miami Valley Regional Planning Commission



Summarized Reports with 37 projects

### Project Information Reports

Profile Report	Format <input type="text" value="HTML"/>	Table of Contents: Y <input type="radio"/> N <input checked="" type="radio"/>	<input type="button" value="Go"/>
Profile Report By County	Format <input type="text" value="HTML"/> County <input type="text" value="Greene"/>	Table of Contents: Y <input type="radio"/> N <input checked="" type="radio"/>	<input type="button" value="Go"/>
Financial Report	Format <input type="text" value="HTML"/>	Table of Contents: Y <input type="radio"/> N <input checked="" type="radio"/>	<input type="button" value="Go"/>
GIS Report	Format <input type="text" value="HTML"/>	Table of Contents: Y <input type="radio"/> N <input checked="" type="radio"/>	<input type="button" value="Go"/>

Finish

RECOMMENDED SFY2012-SFY2015 FINAL TRANSPORTATION IMPROVEMENT PROGRAM (HIGHWAY, BIKEWAY AND OTHER PROJECTS)

		COUNTY, ROUTE, SECTION, LOCATION AND TERMINI	TOTAL COST (000)	PROJECT SPONSOR	COMMENTS				
MVRPC #	1125.5	MOT - Broadway Bridge Broadway bridge over Wolf Creek-Bridge replacement.	\$4,787	Dayton					
ODOT PID #	88214								
Let Type:	Local-let								
A.Q. STATUS	Exempt								
	PHASE	FUND	PRIOR	SFY2012	SFY2013	SFY2014	SFY2015	Future	
	ROW	LOCAL		\$10					
	ENG	LOCAL		\$300					
	CON	BR			\$2,500				
	CON	LOCAL			\$1,977				
MVRPC #	1283.7	MOT - Broadway Street Bikeway Broadway Street from West Third Street to Harvard Boulevard, Harvard Boulevard from Broadway Street to Richmond Avenue, Richmond Avenue from Harvard Boulevard to Homewood Avenue, and Homewood Avenue from Richmond Avenue to Forest	\$394	Dayton	New project, not in current TIP.				
ODOT PID #	90787								
Let Type:	Local-let								
A.Q. STATUS	Exempt								
	PHASE	FUND	PRIOR	SFY2012	SFY2013	SFY2014	SFY2015	Future	
	ENG	LOCAL			\$25				
	CON	CMAQ						\$295	
	CON	LOCAL						\$74	
MVRPC #	727.7	MOT - D07 SRTS Fairview School Fairview School in Dayton-Add sidewalks, lit pathways, upgrade and add new crosswalks and a bike rack.	\$188	Dayton					
ODOT PID #	88687								
Let Type:	Local-let								
A.Q. STATUS	Exempt								
	PHASE	FUND	PRIOR	SFY2012	SFY2013	SFY2014	SFY2015	Future	
	ENG	STATE	\$1						
	CON	SRTS		\$185					
MVRPC #	1284.7	MOT - East Fifth & Hamilton Bikeway East Fifth Street from Wayne Avenue to Hamilton Avenue and Hamilton Avenue from East Fifth Street to Steve Whalen Boulevard-Construct bike lanes including widening of sidewalks, installation of trees, street lighting and all appropriate street markings and	\$916	Dayton	New project, not in current TIP.				
ODOT PID #	90788								
Let Type:	Local-let								
A.Q. STATUS	Exempt								
	PHASE	FUND	PRIOR	SFY2012	SFY2013	SFY2014	SFY2015	Future	
	ENG	LOCAL			\$60				
	CON	CMAQ						\$655	

Amendment #5 SFY 2012-2015

Oct 17, 2011

**Public Participation**

Your Name  (optional) Where are you from?  (optional)

Comments

Action

**Other People's Comments**

Time ↑	Name	Location	Comment
2005-08-20 10:24:16.0	Mike Lucas	MVRPC	This is a useful project comment.

**Finish**



# What's Changed for MVRPC?

- **MVRPC wants to meet Federal recommendations for visualization and for public involvement**
  - Web-TELUS mapping component allows public to find their projects that may affect their town or neighborhood.
  - MVRPC has expanded and will be updating internet mapping infrastructure

# What's Changed for MVRPC?

- **MVRPC focused on public access to planning process**
  - Web-TELUS allows 24/7 access to most current transportation project information.
  - Web-TELUS collects comments during Draft TIP
  - Allows public to access multiple ways i.e. maps or data searches.

# What's Changed for MVRPC?

- **MVRPC wants transparent information for project stakeholders**
  - Project stakeholders have 24/7 access to data
  - Real-time updates – when MVRPC staff makes a change, it is live

# What's Changed for MVRPC?

- **MVRPC wants to do more with less staff**
  - MVRPC staffing has stayed level while managing more and larger projects, including Stimulus, etc
  - Web access to the TIP data means:
    - fewer calls from project stakeholders
    - Conference calls rather than large meetings for project reviews



# Any Questions?

## Contact:

**Michael Lucas**

**IT/Web Manager**

**MVRPC**

**Email: [MLucas@mvrpc.org](mailto:MLucas@mvrpc.org)**

**Phone: 937.531.6536**

# **State of New Jersey e-STIP Demonstration**

# What is An e-STIP?

An electronic State Transportation Implementation Program (e-STIP) is a program that provides information about a State DOT's STIP in an on-line format. The benefits of an e-STIP are that it:

- Allows a State DOT to streamline the STIP development and amendment process
- Allows for access in real-time to the project and financial information by State DOT, MPO, and Federal partners
- Allows for improved fiscal management
- Can provide real-time information for determining fiscal constraint
- Improves the time needed for review and approval of the STIP and amendments by Federal agencies.

# NJ Office of Information Technology (OIT) Requirements

## Supported Server Technologies

- ArcIMS, Sun One Webserver, Sun One Application Server 8.1.02

## Frameworks

- Java SDK 1.4

## Database technology

- Oracle 9i/10g

## Source code management

- Concurrent Versions System (CVS)

*Note:* CVS is provided for OIT applications

## Reporting tools

- Crystal Reports XI Developers version

*Note:* If using Crystal Reports/ Business Objects XI, the Crystal Reports Server Usage form must be completed. This document can be found in the NJ Portal document library.

## Programming languages

- Java, Javascript, JSP, HTML, XML

# Approval Levels

- 4 – FHWA/FTA: Approves STIP, Amendments/Modifications
  - 3 – Amendment / Fund Coordinator: Review Project, Assign Funds, send to FHWA/FTA
  - 2 – MPO/NJ Transit Staff: Review Project, Attach Documents
  - 1 – Project Managers (NJDOT/MPO/NJ Transit): Enter data, coordinate
  - 0 – Public: View only
- STIP DBA – Database administrator

# New Jersey e-STIP Login Page for Project Manager

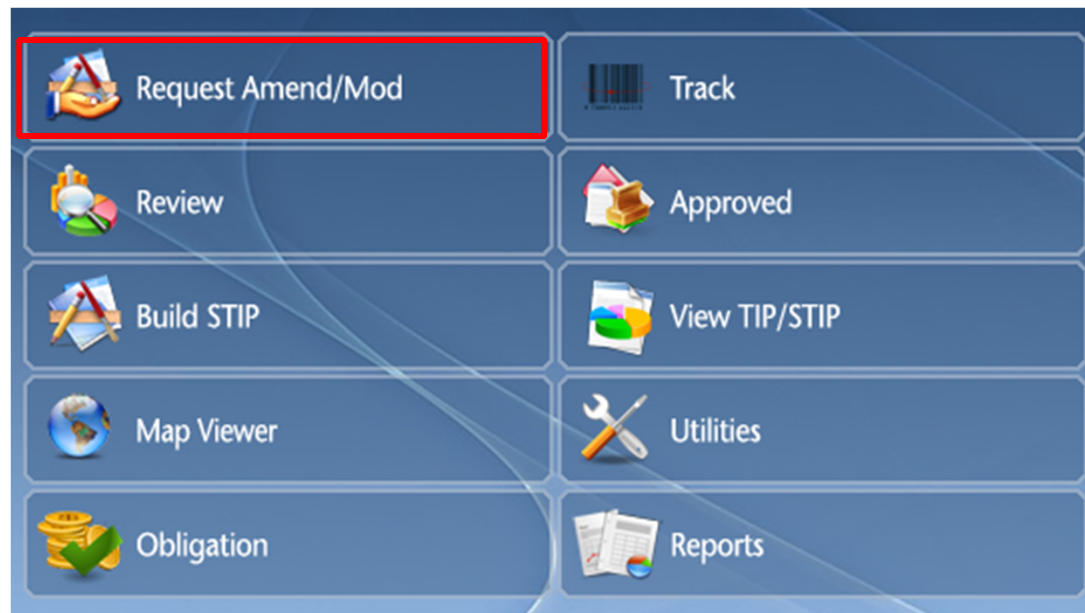


Username  
NJTPAManager

Password  
••

Login

# New Jersey e-STIP Main Page



# Search Page to Request Mod

Select Project for Modification				Amendment	
Project Name Contains	<input type="text"/>			Click <a href="#">here</a> to create a new project for Amendment	
Keyword Search	<input type="text"/>				
DBNUM	00357 ▾	<input type="text" value="00357"/>			
UPC	<input type="text" value=""/>				

View your selection below						
DBNUM ▾	UPC ▾	Project Name ▾	MPO ▾	Lead Unit ▾	Program Manager ▾	Options
00357	003570	Route 72, Manahawkin Bay Bridges	NJTPA	CPM Project Management	Lambert, Dave	<a href="#">view</a> <a href="#">Request Mod</a>



# Request Page for TIP Modification

## TIP MODIFICATION REQUEST FORM

DBNUM: 00357		Revision #: 1	
PROJECT NAME:	Route 72, Manahawkin Bay Bridges		
ROUTE:	72	SECTION:	Manahawkin Bay Bridges
COUNTY:	Ocean		
MUNICIPALITY:	Stafford Twp.	Ship Bottom Boro	

Save Data

### Type of Project Change

- |   |   |  |
|---|---|--|
| <input type="checkbox"/> Project Phase Addition   | <input type="checkbox"/> Project Phase Deletion           | <input type="checkbox"/> Project Phase Advance |
| <input type="checkbox"/> Project Phase Delay      | <input checked="" type="checkbox"/> Project Cost Increase | <input type="checkbox"/> Project Cost Decrease |
| <input type="checkbox"/> Change of Funding Source | <input type="checkbox"/> Project Deletion                 |  |

OTHER:

ACTION TAKEN:

REASON FOR CHANGE:

MPO ACTION REQUIRED:

### Fiscal Constraint

Fiscal Constraint Maintained by the Following Project(s):

- |  |  |
|--|--|
| <input type="checkbox"/> New funding                 | Describe Fiscal Constraints:<br>(required field) |
| <input checked="" type="checkbox"/> Existing funding |  |





# Fiscal Constraint Page

## FISCAL CONSTRAINTS CHART

**Fiscal Constraints Chart for this project:**

Name	Size	Date	Action	
A-PL10nw.pdf	46KB	09-17-2010	<a href="#">remove</a>	<a href="#">view</a>

\* = Maximum file size you can upload at a time is 10MB.  
Please make sure the file name does not have any special characters  
such as #, \$, %, @ etc

[Please click here for sample Fiscal Constraints Chart](#)

# Conformity Analysis Page

Request Form

BEFORE STIP Sheet

AFTER STIP Sheet

Fiscal Constraints

Conformity

Attachments

Cover

Proposed Changes

## CONFORMITY ANALYSIS

Exempt

Non-Exempt

### CONFORMITY:

#### **The current conformity determination will not be impacted.**

- This project was included in the air quality conformity analysis for the Metropolitan Planning Organization (MPO) Transportation Improvement Program (TIP) and Plan or has been determined to be not regionally significant. This project has followed the MPO Board adopted public involvement policy for this type of action. ⋮
- This project will be included in subsequent regional emissions analysis for the Metropolitan Planning Organization (MPO) Transportation Improvement Program (TIP) and Plan as required by the current conformity rule (40 CFR 93.128). This project has followed the MPO Board adopted public involvement policy for this type of action. ⋮

#### **The current conformity analysis will be impacted.**

- A new conformity determination is required and is being/has been conducted by the Metropolitan Planning Organization (MPO). This project has followed the MPO Board adopted public involvement policy for this type of action. ⋮

### PUBLIC INVOLVEMENT:

- This project is currently included in the MPO TIP and has followed the Board adopted public involvement policy for this type of action. ⋮

COMMENTS:

# Attachments Page

Request Form

BEFORE STIP Sheet

AFTER STIP Sheet

Fiscal Constraints

Conformity

Attachments

Cover

Proposed Changes

## ATTACHMENTS

Please attach any additional project files here:

Name	Size	Date	Action
<input type="text"/>			<input type="button" value="Browse..."/>
<input type="button" value="Upload File"/> *			
<p>* = Maximum file size you can upload at a time is 10MB. Please make sure the file name does not have any special characters such as #, \$, %, @ etc</p>			

# Cover Page

Request  
Form

BEFORE  
STIP Sheet

AFTER  
STIP Sheet

Fiscal  
Constraints

Conformity

Attachments

Cover

Proposed  
Changes



## State of New Jersey

DEPARTMENT OF TRANSPORTATION  
1035 Parkway Avenue  
PO Box 600  
Trenton, New Jersey 08625-0600

**MPO:** NJTPA

**PROJECT:** Route 72, Manahawkin Bay Bridges

**DBNUM:** 00357

**TRACKING #:** N-00357-1-M-2010

**TYPE OF PROJECT CHANGE:** Project Cost Increase; STIP Page 435.

**ACTION TAKEN:** Shifts CON funding from STATE to federal BRIDGE for FY 2014 through 2017.

**REASON FOR CHANGE:**

**MPO ACTION REQUIRED:** Administrative action

**FISCAL CONSTRAINT:** Is demonstrated on the enclosed chart.

**Maintained by the following project(s):** Existing funding;

**Comments:** see attached chart

**CONFORMITY :**

- This project will be included in subsequent regional emissions analysis for the Metropolitan Planning Organization (MPO) Transportation Improvement Program (TIP) and Plan as required by the current conformity rule (40 CFR 93.128). This project has followed the MPO Board adopted public involvement policy for this type of action.
- A new conformity determination is required and is being/has been conducted by the Metropolitan Planning Organization (MPO). This project has followed the MPO Board adopted public involvement policy for this type of action.

**PUBLIC INVOLVEMENT :**

- This project is currently included in the MPO TIP and has followed the Board adopted public involvement policy for this type of action.

# Proposed Changes Page

## BEFORE STIP Sheet

<b>DBNUM: 00357</b>	<b>Revision #: 0</b>
<b>Route 72, Manahawkin Bay Bridges</b>	
<b>DB #: 00357</b>	<b>UPC: 003570</b>
<b>MILEPOST(S): 26 - 28.25</b>	
<b>COUNTY: Ocean</b>	
<b>MUNICIPALITY: Stafford Twp. Ship Bottom Boro</b>	

These structurally deficient structures are 2,400 feet long, carry four lanes of traffic and are in overall poor condition due to the condition of the superstructure. Fatigue cracks were observed in the steel floor beam webs at numerous locations during the 1995 inspection and painting operation for this bridge. Necessary retrofit was accomplished by drilling holes at the tip of the cracks in 1995. The 1999 inspection revealed propagation of cracks in the floor beam webs and bracket connection angles beyond the holes drilled in 1995 and also development of additional fatigue cracks. Heavy pitting and section loss in stringers, floor beams and thru-girders was noted at random locations. Construction of a new parallel bridge over Manahawkin Bay to the south of the existing structure. Rehabilitation of the three Trestle bridges (over Hilliards Thorofare, West Thorofare, and East Thorofare) to provide the structural/safety improvements and to extend service life 20+ years. Bridge replacement eliminated. Construction of Marsha Drive intersection improvements. This project is anticipated to be bicycle/pedestrian compatible. This project is multi-year funded under the provisions of Section 13 of P.L. 1995, c.108. Total construction funding needed is expected to be \$189,000,000.

**ASSET MANAGEMENT CATEGORY:** Bridge Assets      **SPONSOR:** NJDOT  
**LEGISLATIVE DISTRICT:** 9      **STRUCTURE NO.:** 1513152    1513151    1513153    1513154

MPO	Phase	Fund	Amounts in Millions of Dollars									
			FY 2010	FY 2011	FY 2012	FY 2013	FY 2014	FY 2015	FY 2016	FY 2017	FY 2018	FY 2019
NJTPA	CON	STATE					45.301	46.000	63.000	34.699		
NJTPA	DES	BRIDGE		9.000	9.000							
NJTPA	ROW	STATE		0.200								

## AFTER STIP Sheet

<b>REVISION: 1</b>	<b>TRACKING #: N-00357-1-M-2010</b>	<b>DATE: 2011-07-06</b>
<b>Route 72, Manahawkin Bay Bridges</b>		
<b>DB #: 00357</b>	<b>UPC: 003570</b>	<b>MILEPOST(S): 26 - 28.25</b>
<b>COUNTY: Ocean</b>		



# Proposed changes Page (contd.)

ASSET MANAGEMENT CATEGORY: Bridge Assets  
 SPONSOR: NJDOT

LEGISLATIVE DISTRICT: 9  
 STRUCTURE NO.: 1513152 1513151 1513153 1513154

MPO	Phase	Fund	Amounts in Millions of Dollars									
			FY 2010	FY 2011	FY 2012	FY 2013	FY 2014	FY 2015	FY 2016	FY 2017	FY 2018	FY 2019
NJTPA	CON	BRIDGE					47.100	46.000	63.000	34.699		
NJTPA	DES	BRIDGE		9.000	9.000							
NJTPA	ROW	STATE		0.200								

## Fiscal Constraints

Fiscal Constraints Chart for this project:			
Name	Size	Date	Action
A-PL10nw.pdf	46KB	09-17-2010	<a href="#">view</a>

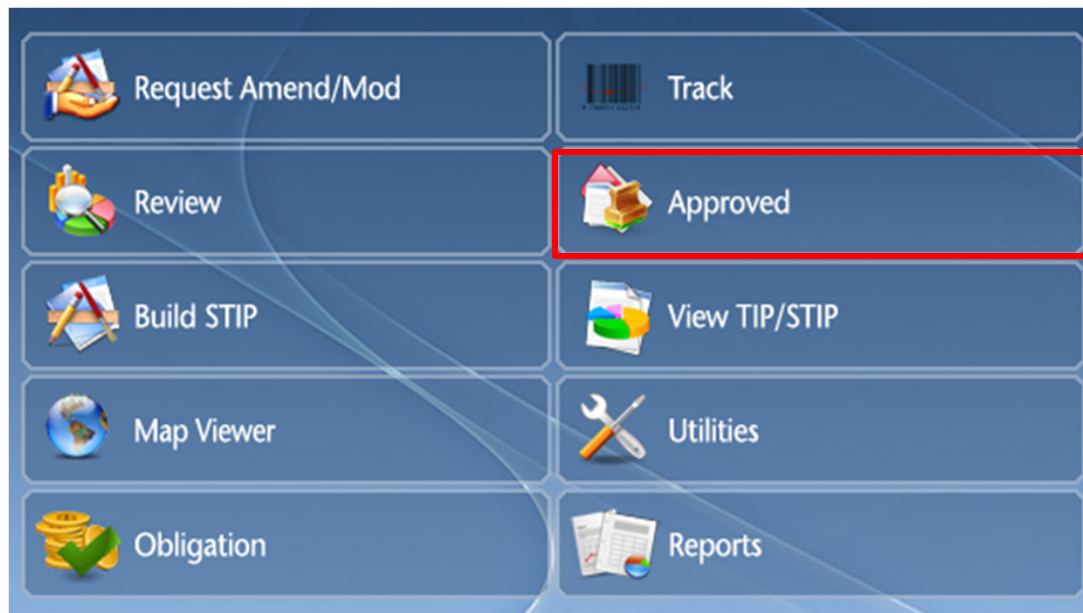
## Attachments

Attachments for this project:			
Name	Size	Date	Action

## Action

Action & Comment	
Action	Comment
<input checked="" type="radio"/> Approve <input type="radio"/> Disapprove Approval from: <input checked="" type="checkbox"/> NJTPA <input type="checkbox"/> SJTPO <input type="checkbox"/> DVRPC <input type="button" value="Submit to MPO Approval"/>	

# New Jersey e-STIP Main Page



# Pending Box Recall Page

8 Projects awaiting Recall.								
DBNUM	Action On	UPC	Project Name	MPO	Lead Unit	Program Manager	Actions	
04324	2011-07-07	043240	Electrical Load Center Replacement, Statewide	Statewide	Operations	Boes, Deirdre	track	recall
00357	2011-07-06	003570	Route 72, Manahawkin Bay Bridges	NJTPA	CPM Project Management	Lambert, Dave	track	recall
02379	2011-06-16	023790	Congestion Relief, Intelligent Transportation System Improvements (Smart Move Program)	Statewide	Traffic Operations	Hogan, Jim	track	recall
JOE123	2011-06-16		5555	NJTPA			track	recall
1	2011-06-16			NJTPA			track	recall
05340	2011-04-28	053400	Right of Way Full-Service Consultant Term Agreements	Statewide	CPM, Right of Way	Akpu, Victor	track	recall
NS9802	2011-04-18	058019	Openaki Road Bridge	NJTPA	Local Aid	Birchenough, Joe	track	recall
NS0112	2011-04-18	023680	Newton-Sparta Road, safety and operational improvements (CR 621 to Rt. 181)	NJTPA	Local Aid	Birchenough, Joe	track	recall

Back

# Recall Page (Contd)

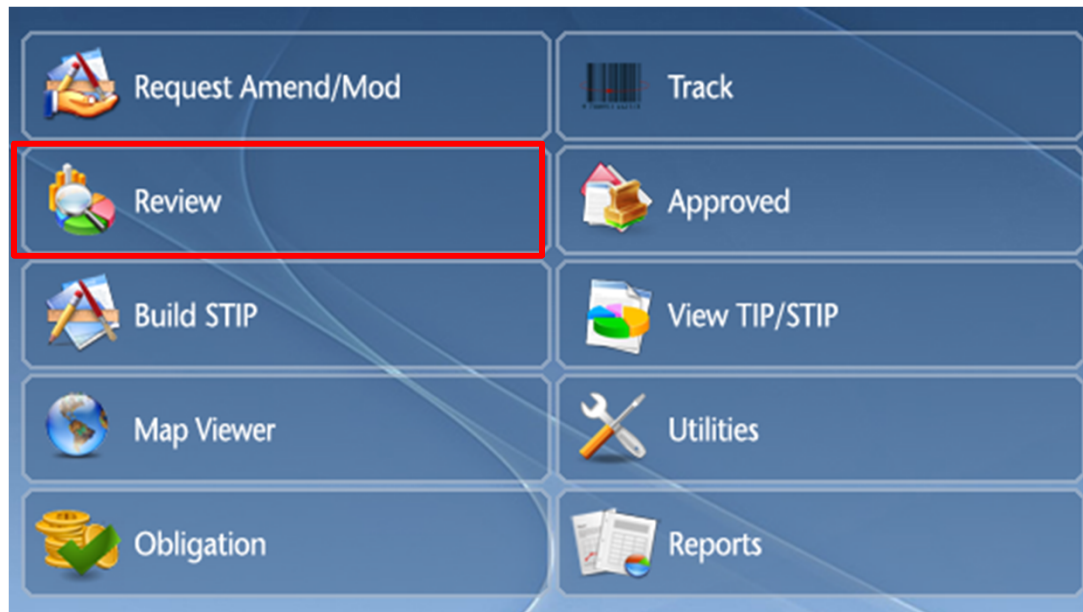
8 Projects awaiting Recall

DBNUM	Action On	UPC		Lead Unit	Program Manager	Actions
04324	2011-07-07	043240	Electrical	Operations	Boes, Deirdre	track recall
00357	2011-07-06	003570	Road	CPM Project Management	Lambert, Dave	track recall
02379	2011-06-16	023790	Congestion Relief, Intelligent Transportation System Improvements (Smart Move Program)	Statewide Traffic Operations	Hogan, Jim	track recall
JOE123	2011-06-16		5555	NJTPA		track recall
1	2011-06-16			NJTPA		track recall
05340	2011-04-28	053400	Right of Way Full-Service Consultant Term Agreements	Statewide CPM, Right of Way	Akpu, Victor	track recall
NS9802	2011-04-18	058019	Openaki Road Bridge	NJTPA Local Aid	Birchenough, Joe	track recall
NS0112	2011-04-18	023680	Newton-Sparta Road, safety and operational improvements (CR 621 to Rt. 181)	NJTPA Local Aid	Birchenough, Joe	track recall

Are you sure you want to recall the project ?

Back

# New Jersey e-STIP Main Page



# Review List Page

31 Projects waiting for review.								
DBNUM	Action On	UPC	Project Name	MPO	Lead Unit	Program Manager	track	review
00357	2011-09-14	003570	Route 72, Manahawkin Bay Bridges	NJTPA	CPM Project Management	Lambert, Dave	track	review
94047B	2011-09-13	001300	Route 1&9, Airport Connection	NJTPA	CPM Project Management	Shah, Atul	track	review
97025A	2011-09-13	001040	Route 1, North Brunswick Pedestrian Improvements	NJTPA	CPM/Operations	Strizki/Callahan	track	review
00303	2011-09-13	003030	Right of Way Revolving Fund	Statewide	To be determined	To be determined	track	review
94071A	2011-09-13	001010	Route 72, East Road	NJTPA	CPM Project Management	Rollo, Mark	track	review
00309	2011-09-13	003090	North Avenue Bridges, Phase 3	NJTPA	PANYNJ	PANYNJ	track	review
94071C	2011-09-12	001030	Route 72, Mill Creek Road	NJTPA	Operations	Shaw, Rich	track	review
00301	2011-09-12	003010	Freehold Inspection Station Relocation	NJTPA	To be determined	To be determined	track	review
00377	2011-09-12	003770	Ferry Program	Statewide	Multimodal Services	Davis, Talvin	track	review
03304	2011-09-12	033040	Bridge Deck Replacement Program	Statewide	CPM Project Management	Manera, Steve	track	review
00312	2011-08-31	003120	Jefferson Road	NJTPA	CPM Project Management	Patel, Snehal	track	review
X43	2011-08-04		Transportation Demand Management Program Support test	Statewide	Planning	Barnes, Brent	track	review
05304	2011-08-02	053040	Construction Program IT System (TRANS.PORT)	Statewide	CPM, Capital Program Support	McGrosky, Walt	track	review

# Request Page for TIP Modification

Request Form

BEFORE STIP Sheet

AFTER STIP Sheet

Fiscal Constraints

Conformity

Attachments

Cover

Proposed Changes

## TIP MODIFICATION REQUEST FORM

DBNUM: 00357		Revision #: 1	
PROJECT NAME:	Route 72, Manahawkin Bay Bridges		
ROUTE:	72	SECTION:	Manahawkin Bay Bridges
COUNTY:	Ocean		
MUNICIPALITY:	Stafford Twp.	Ship Bottom Boro	

Save Data

### Type of Project Change

- Project Phase Addition
- Project Phase Delay
- Change of Funding Source
- Project Phase Deletion
- Project Cost Increase
- Project Deletion
- Project Phase Advance
- Project Cost Decrease

OTHER:

ACTION TAKEN:

REASON FOR CHANGE:

MPO ACTION REQUIRED:

### Fiscal Constraint

**Fiscal Constraint Maintained by the Following Project(s):**

- New funding
- Existing funding

Describe Fiscal Constraints: (required field)







# Fiscal Constraint Page

## FISCAL CONSTRAINTS CHART

**Fiscal Constraints Chart for this project:**

Name	Size	Date	Action	
A-PL10nw.pdf	46KB	09-17-2010	<a href="#">remove</a>	<a href="#">view</a>

\* = Maximum file size you can upload at a time is 10MB.

**Please make sure the file name does not have any special characters such as #, \$, %, @ etc**

[Please click here for sample Fiscal Constraints Chart](#)

# Conformity Analysis Page

Request Form

BEFORE STIP Sheet

AFTER STIP Sheet

Fiscal Constraints

Conformity

Attachments

Cover

Proposed Changes

## CONFORMITY ANALYSIS

Exempt

Non-Exempt

### CONFORMITY:

#### **The current conformity determination will not be impacted.**

- This project was included in the air quality conformity analysis for the Metropolitan Planning Organization (MPO) Transportation Improvement Program (TIP) and Plan or has been determined to be not regionally significant. This project has followed the MPO Board adopted public involvement policy for this type of action. ⋮
- This project will be included in subsequent regional emissions analysis for the Metropolitan Planning Organization (MPO) Transportation Improvement Program (TIP) and Plan as required by the current conformity rule (40 CFR 93.128). This project has followed the MPO Board adopted public involvement policy for this type of action. ⋮

#### **The current conformity analysis will be impacted.**

- A new conformity determination is required and is being/has been conducted by the Metropolitan Planning Organization (MPO). This project has followed the MPO Board adopted public involvement policy for this type of action. ⋮

### PUBLIC INVOLVEMENT:

- This project is currently included in the MPO TIP and has followed the Board adopted public involvement policy for this type of action. ⋮

**COMMENTS:**

# Attachments Page

## ATTACHMENTS

**Please attach any additional project files here:**

Name	Size	Date	Action
<input type="text"/>			<input type="button" value="Browse_"/>
<input type="button" value="Upload File"/> *			
* = Maximum file size you can upload at a time is 10MB. Please make sure the file name does not have any special characters such as #, \$, %, @ etc			

# Cover Page

Request  
Form

BEFORE  
STIP Sheet

AFTER  
STIP Sheet

Fiscal  
Constraints

Conformity

Attachments

Cover

Proposed  
Changes



## State of New Jersey

DEPARTMENT OF TRANSPORTATION  
1035 Parkway Avenue  
PO Box 600  
Trenton, New Jersey 08625-0600

**MPO:** NJTPA

**PROJECT:** Route 72, Manahawkin Bay Bridges

**DBNUM:** 00357

**TRACKING #:** N-00357-1-M-2010

**TYPE OF PROJECT CHANGE:** Project Cost Increase; STIP Page 435.

**ACTION TAKEN:** Shifts CON funding from STATE to federal BRIDGE for FY 2014 through 2017.

**REASON FOR CHANGE:**

**MPO ACTION REQUIRED:** Administrative action

**FISCAL CONSTRAINT:** Is demonstrated on the enclosed chart.

**Maintained by the following project(s):** Existing funding;

**Comments:** see attached chart

**CONFORMITY :**

- This project will be included in subsequent regional emissions analysis for the Metropolitan Planning Organization (MPO) Transportation Improvement Program (TIP) and Plan as required by the current conformity rule (40 CFR 93.128). This project has followed the MPO Board adopted public involvement policy for this type of action.
- A new conformity determination is required and is being/has been conducted by the Metropolitan Planning Organization (MPO). This project has followed the MPO Board adopted public involvement policy for this type of action.

**PUBLIC INVOLVEMENT :**

- This project is currently included in the MPO TIP and has followed the Board adopted public involvement policy for this type of action.

# Proposed Changes Page

## BEFORE STIP Sheet

<b>DBNUM: 00357</b>	<b>Revision #: 0</b>
<b>Route 72, Manahawkin Bay Bridges</b>	
<b>DB #: 00357</b>	<b>UPC: 003570</b>
<b>MILEPOST(S): 26 - 28.25</b>	
<b>COUNTY: Ocean</b>	
<b>MUNICIPALITY: Stafford Twp. Ship Bottom Boro</b>	

These structurally deficient structures are 2,400 feet long, carry four lanes of traffic and are in overall poor condition due to the condition of the superstructure. Fatigue cracks were observed in the steel floor beam webs at numerous locations during the 1995 inspection and painting operation for this bridge. Necessary retrofit was accomplished by drilling holes at the tip of the cracks in 1995. The 1999 inspection revealed propagation of cracks in the floor beam webs and bracket connection angles beyond the holes drilled in 1995 and also development of additional fatigue cracks. Heavy pitting and section loss in stringers, floor beams and thru-girders was noted at random locations. Construction of a new parallel bridge over Manahawkin Bay to the south of the existing structure. Rehabilitation of the three Trestle bridges (over Hilliards Thorofare, West Thorofare, and East Thorofare) to provide the structural/safety improvements and to extend service life 20+ years. Bridge replacement eliminated. Construction of Marsha Drive intersection improvements. This project is anticipated to be bicycle/pedestrian compatible. This project is multi-year funded under the provisions of Section 13 of P.L. 1995, c.108. Total construction funding needed is expected to be \$189,000,000.

**ASSET MANAGEMENT CATEGORY:** Bridge Assets      **SPONSOR:** NJDOT  
**LEGISLATIVE DISTRICT:** 9      **STRUCTURE NO.:** 1513152    1513151    1513153    1513154

MPO	Phase	Fund	Amounts in Millions of Dollars									
			FY 2010	FY 2011	FY 2012	FY 2013	FY 2014	FY 2015	FY 2016	FY 2017	FY 2018	FY 2019
NJTPA	CON	STATE					45.301	46.000	63.000	34.699		
NJTPA	DES	BRIDGE		9.000	9.000							
NJTPA	ROW	STATE		0.200								

## AFTER STIP Sheet

<b>REVISION: 1</b>	<b>TRACKING #: N-00357-1-M-2010</b>	<b>DATE: 2011-07-06</b>
<b>Route 72, Manahawkin Bay Bridges</b>		
<b>DB #: 00357</b>	<b>UPC: 003570</b>	<b>MILEPOST(S): 26 - 28.25</b>
<b>COUNTY: Ocean</b>		

# Proposed changes Page (Contd.)

ASSET MANAGEMENT CATEGORY: Bridge Assets  
 SPONSOR: NJDOT

LEGISLATIVE DISTRICT: 9

STRUCTURE NO.: 1513152 1513151 1513153 1513154

MPO	Phase	Fund	Amounts in Millions of Dollars									
			FY 2010	FY 2011	FY 2012	FY 2013	FY 2014	FY 2015	FY 2016	FY 2017	FY 2018	FY 2019
NJTPA	CON	BRIDGE					47.100	46.000	63.000	34.699		
NJTPA	DES	BRIDGE		9.000	9.000							
NJTPA	ROW	STATE		0.200								

## Fiscal Constraints

Fiscal Constraints Chart for this project:

Name	Size	Date	Action
A-PL10nw.pdf	46KB	09-17-2010	<a href="#">view</a>

## Attachments

Attachments for this project:

Name	Size	Date	Action
------	------	------	--------

## Action

Action & Comment	
Action	Comment
<input checked="" type="radio"/> Approve <input type="radio"/> Disapprove Approval from: <input checked="" type="checkbox"/> NJTPA <input type="checkbox"/> SJTPO <input type="checkbox"/> DVRPC <input type="button" value="Submit to MPO Approval"/>	

# New Jersey e-STIP Login Page for MPO Director



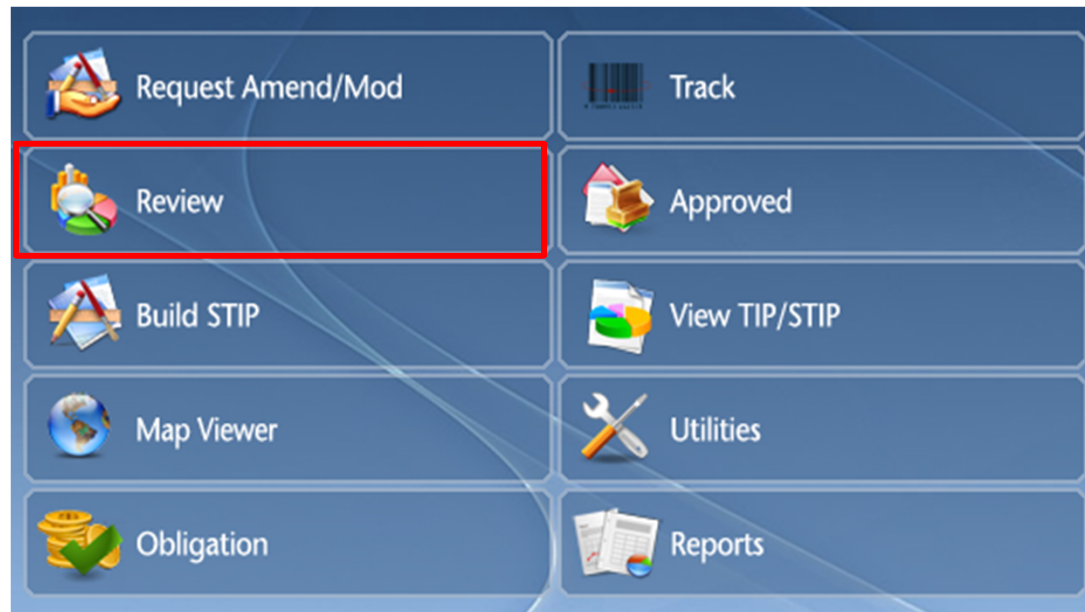
Username  
NJTPADirector

Password  
••

Login



# New Jersey e-STIP Main Page



# Review List Page

7 Projects waiting for review.

DBNUM	Action On	UPC	Project Name	MPO	Lead Unit	Program Manager	Actions	
02379	2011-06-16 16:36:20.0	023790	Congestion Relief, Intelligent Transportation System Improvements (Smart Move Program)	Statewide	Traffic Operations	Hogan, Jim	<a href="#">track</a>	<a href="#">review</a>
NS0112	2011-04-18 18:23:44.0	023680	Newton-Sparta Road, safety and operational improvements (CR 621 to Rt. 181)	NJTPA	Local Aid	Birchenough, Joe	<a href="#">track</a>	<a href="#">review</a>
NS9802	2011-04-18 18:24:08.0	058019	Openaki Road Bridge	NJTPA	Local Aid	Birchenough, Joe	<a href="#">track</a>	<a href="#">review</a>
00357	2011-09-14 09:24:50.0	003570	Route 72, Manahawkin Bay Bridges	NJTPA	CPM Project Management	Lambert, Dave	<a href="#">track</a>	<a href="#">review</a>
02399	2011-08-28 11:31:49.0	023990	Route 287, Glaser's Pond, Long-term Drainage Improvements	NJTPA	DPD	Saylor, Tom	<a href="#">track</a>	<a href="#">review</a>

Back

# Proposed Changes Page

## BEFORE STIP Sheet

<b>DBNUM: 00357</b>	<b>Revision #: 0</b>
<b>Route 72, Manahawkin Bay Bridges</b>	
<b>DB #: 00357</b>	<b>UPC: 003570</b>
<b>MILEPOST(S): 26 - 28.25</b>	
<b>COUNTY: Ocean</b>	
<b>MUNICIPALITY: Stafford Twp. Ship Bottom Boro</b>	

These structurally deficient structures are 2,400 feet long, carry four lanes of traffic and are in overall poor condition due to the condition of the superstructure. Fatigue cracks were observed in the steel floor beam webs at numerous locations during the 1995 inspection and painting operation for this bridge. Necessary retrofit was accomplished by drilling holes at the tip of the cracks in 1995. The 1999 inspection revealed propagation of cracks in the floor beam webs and bracket connection angles beyond the holes drilled in 1995 and also development of additional fatigue cracks. Heavy pitting and section loss in stringers, floor beams and thru-girders was noted at random locations. Construction of a new parallel bridge over Manahawkin Bay to the south of the existing structure. Rehabilitation of the three Trestle bridges (over Hilliards Thorofare, West Thorofare, and East Thorofare) to provide the structural/safety improvements and to extend service life 20+ years. Bridge replacement eliminated. Construction of Marsha Drive intersection improvements. This project is anticipated to be bicycle/pedestrian compatible. This project is multi-year funded under the provisions of Section 13 of P.L. 1995, c.108. Total construction funding needed is expected to be \$189,000,000.

**ASSET MANAGEMENT CATEGORY:** Bridge Assets      **SPONSOR:** NJDOT  
**LEGISLATIVE DISTRICT:** 9      **STRUCTURE NO.:** 1513152    1513151    1513153    1513154

MPO	Phase	Fund	Amounts in Millions of Dollars									
			FY 2010	FY 2011	FY 2012	FY 2013	FY 2014	FY 2015	FY 2016	FY 2017	FY 2018	FY 2019
NJTPA	CON	STATE					45.301	46.000	63.000	34.699		
NJTPA	DES	BRIDGE		9.000	9.000							
NJTPA	ROW	STATE		0.200								

## AFTER STIP Sheet

<b>REVISION: 1</b>	<b>TRACKING #: N-00357-1-M-2010</b>	<b>DATE: 2011-07-06</b>
<b>Route 72, Manahawkin Bay Bridges</b>		
<b>DB #: 00357</b>	<b>UPC: 003570</b>	<b>MILEPOST(S): 26 - 28.25</b>
<b>COUNTY: Ocean</b>		

# Proposed changes Page (Contd.)

NJTPA	CON	BRIDGE					47.100	46.000	63.000	34.699		
NJTPA	DES	BRIDGE		9.000	9.000							
NJTPA	ROW	STATE		0.200								

## Fiscal Constraints

Fiscal Constraints Chart for this project:			
Name	Size	Date	Action
A-PL10nw.pdf	46KB	09-17-2010	<a href="#">view</a>

## Attachments

Attachments for this project:			
Name	Size	Date	Action

## Action

Action & Comment	
<b>Action</b> <input checked="" type="radio"/> Approve <input type="radio"/> Disapprove <input type="button" value="Submit to NJDOT"/>	<b>Comment</b> reviewed and submitted to the next level

# New Jersey e-STIP Login Page for DOT Coordinator

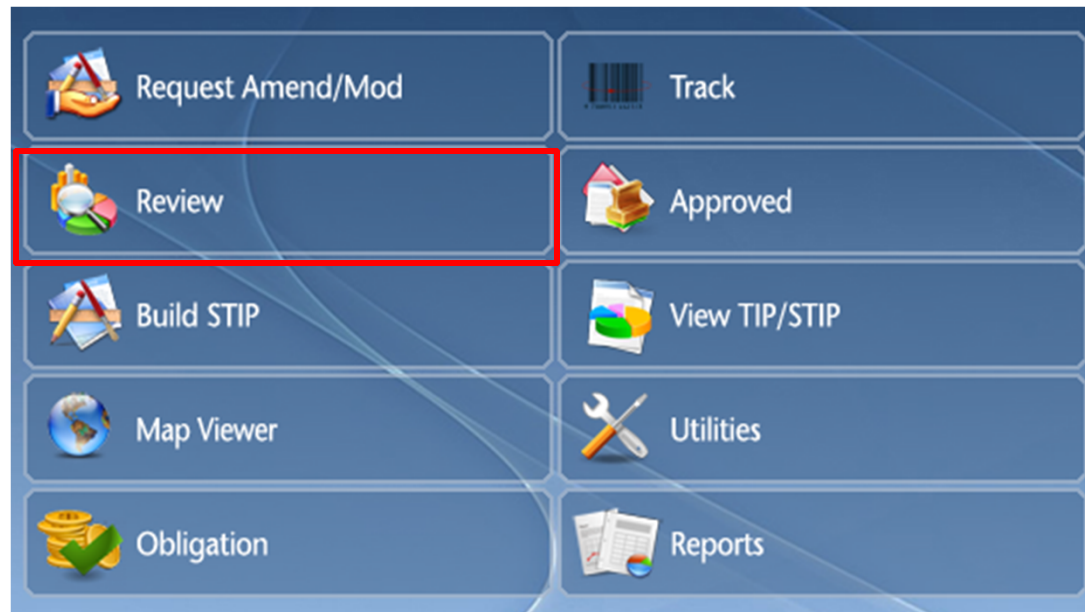


Username  
AmendmentCoordinator

Password  
••

Login

# New Jersey e-STIP Main Page



# Review List Page

7 Projects waiting for review.							
DBNUM	Action On	UPC	Project Name	MPO	Lead Unit	Program Manager	Actions
00357	2011-10-18 12:46:15.0	003570	Route 72, Manahawkin Bay Bridges	NJTPA	CPM Project Management	Lambert, Dave	track review
02309	2011-04-18 18:19:52.0	023090	Route 130, Crystal Lake Dam	DVRPC	DPD	Saylor, Tom	track review
09304	2011-07-28 18:14:31.0	093040	Route 71, Sea Girt Avenue to Route 35	NJTPA	CPM Project Management	Manera, Steve	track review
09306	2011-04-21 13:25:13.0	093060	Route 1, North Avenue to Haynes Avenue, Resurfacing	NJTPA	CPM Project Management	Shah, Atul	track review
10337	2011-04-20 17:02:35.0	103370	Route 47, Howard St. to S. of High St., Resurfacing	DVRPC	CPM		track review
NS0002	2011-04-18 18:23:14.0	058012	County Route 515, Vernon Township, Phases II, III, IV	NJTPA	Local Aid	Birchenough, Joe	track review
X03A	2011-07-21 16:50:44.0		Restriping Program & Line Reflectivity Management System	Statewide	Operations	Boes, Deirdre	track review

Back

# Proposed Changes Page

## BEFORE STIP Sheet

<b>DBNUM: 00357</b>	<b>Revision #: 0</b>
<b>Route 72, Manahawkin Bay Bridges</b>	
<b>DB #: 00357</b>	<b>UPC: 003570</b>
<b>COUNTY: Ocean</b>	<b>MILEPOST(S): 26 - 28.25</b>
<b>MUNICIPALITY: Stafford Twp. Ship Bottom Boro</b>	

These structurally deficient structures are 2,400 feet long, carry four lanes of traffic and are in overall poor condition due to the condition of the superstructure. Fatigue cracks were observed in the steel floor beam webs at numerous locations during the 1995 inspection and painting operation for this bridge. Necessary retrofit was accomplished by drilling holes at the tip of the cracks in 1995. The 1999 inspection revealed propagation of cracks in the floor beam webs and bracket connection angles beyond the holes drilled in 1995 and also development of additional fatigue cracks. Heavy pitting and section loss in stringers, floor beams and thru-girders was noted at random locations. Construction of a new parallel bridge over Manahawkin Bay to the south of the existing structure. Rehabilitation of the three Trestle bridges (over Hilliards Thorofare, West Thorofare, and East Thorofare) to provide the structural/safety improvements and to extend service life 20+ years. Bridge replacement eliminated. Construction of Marsha Drive intersection improvements. This project is anticipated to be bicycle/pedestrian compatible. This project is multi-year funded under the provisions of Section 13 of P.L. 1995, c.108. Total construction funding needed is expected to be \$189,000,000.

**ASSET MANAGEMENT CATEGORY:** Bridge Assets      **SPONSOR:** NJDOT  
**LEGISLATIVE DISTRICT:** 9      **STRUCTURE NO.:** 1513152    1513151    1513153    1513154

MPO	Phase	Fund	Amounts in Millions of Dollars									
			FY 2010	FY 2011	FY 2012	FY 2013	FY 2014	FY 2015	FY 2016	FY 2017	FY 2018	FY 2019
NJTPA	CON	STATE					45.301	46.000	63.000	34.699		
NJTPA	DES	BRIDGE		9.000	9.000							
NJTPA	ROW	STATE		0.200								

## AFTER STIP Sheet

<b>REVISION: 1</b>	<b>TRACKING #: N-00357-1-M-2010</b>	<b>DATE: 2011-07-06</b>
<b>Route 72, Manahawkin Bay Bridges</b>		
<b>DB #: 00357</b>	<b>UPC: 003570</b>	<b>MILEPOST(S): 26 - 28.25</b>
<b>COUNTY: Ocean</b>		



# Proposed changes Page (Contd.)

MPO	Phase	Fund	FY 2010	FY 2011	FY 2012	FY 2013	FY 2014	FY 2015	FY 2016	FY 2017	FY 2018	FY 2019
NJTPA	CON	BRIDGE					47.100	46.000	63.000	34.699		
NJTPA	DES	BRIDGE		9.000	9.000							
NJTPA	ROW	STATE		0.200								

## Fiscal Constraints

Fiscal Constraints Chart for this project:			
Name	Size	Date	Action
A-PL10nw.pdf	46KB	09-17-2010	<a href="#">view</a>

## Attachments

Attachments for this project:			
Name	Size	Date	Action

## Action

Action & Comment	
<p><b>Action</b></p> <p> <input checked="" type="radio"/> Approve           <input type="radio"/> Disapprove         </p> <p>           Send To <input checked="" type="radio"/> FHWA           <input type="radio"/> FTA           <input type="radio"/> Final DOT Approval         </p> <p><b>Submit to FHWA</b></p>	<p><b>Comment</b></p> <div style="border: 1px solid gray; height: 40px; width: 100%;"></div>

# New Jersey e-STIP Login Page for FHWA/FTA Staff

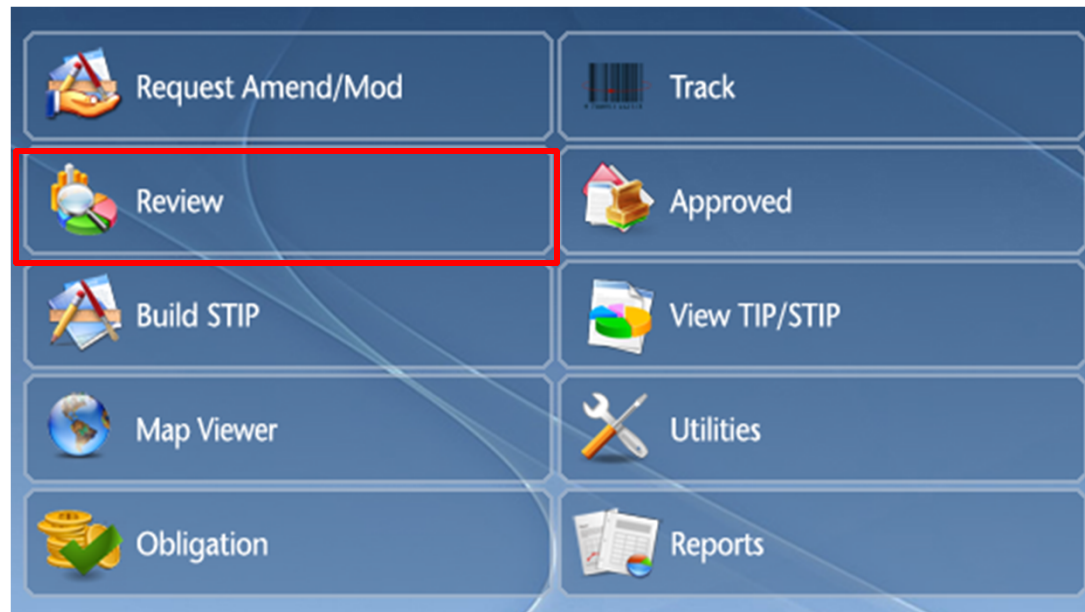


Username  
FHWAStaff

Password  
••

Login

# New Jersey e-STIP Main Page



# Review List Page

**4 Projects waiting for review.**

DBNUM ▼	Action On ▼	UPC ▼	Project Name ▼	MPO ▼	Lead Unit ▼	Program Manager ▼	Actions
00357	2011-10-18	003570	Route 72, Manahawkin Bay Bridges	NJTPA	CPM Project Management	Lambert, Dave	<a href="#">track</a> <a href="#">review</a>
04302C1	2011-04-18	068091	Route 33, Sidewalk Improvements, I-295 to George Dye Road	DVRPC	DPD	Saylor, Tom	<a href="#">track</a> <a href="#">review</a>
01330A	2011-04-18	013301	Route 1, Southbound, Nassau Park Boulevard to I-95, Safety Improvements	DVRPC	DPD	Saylor, Tom	<a href="#">track</a> <a href="#">review</a>
99327A	2011-04-18		Resurfacing, Federal	Statewide	CPM Design Services	Strizki, Brian	<a href="#">track</a> <a href="#">review</a>

Back

# Proposed Changes Page

BEFORE  
STIP Sheet

Cover

Proposed  
Changes

## BEFORE STIP Sheet

DBNUM: 00357

Revision #: 0

### Route 72, Manahawkin Bay Bridges

DB #: 00357

UPC: 003570

MILEPOST(S): 26 - 28.25

COUNTY: Ocean

MUNICIPALITY: Stafford Twp. Ship Bottom Boro

These structurally deficient structures are 2,400 feet long, carry four lanes of traffic and are in overall poor condition due to the condition of the superstructure. Fatigue cracks were observed in the steel floor beam webs at numerous locations during the 1995 inspection and painting operation for this bridge. Necessary retrofit was accomplished by drilling holes at the tip of the cracks in 1995. The 1999 inspection revealed propagation of cracks in the floor beam webs and bracket connection angles beyond the holes drilled in 1995 and also development of additional fatigue cracks. Heavy pitting and section loss in stringers, floor beams and thru-girders was noted at random locations. Construction of a new parallel bridge over Manahawkin Bay to the south of the existing structure. Rehabilitation of the three Trestle bridges (over Hilliards Thorofare, West Thorofare, and East Thorofare) to provide the structural/safety improvements and to extend service life 20+ years. Bridge replacement eliminated. Construction of Marsha Drive intersection improvements. This project is anticipated to be bicycle/pedestrian compatible. This project is multi-year funded under the provisions of Section 13 of P.L. 1995, c.108. Total construction funding needed is expected to be \$189,000,000.

ASSET MANAGEMENT CATEGORY: Bridge Assets

SPONSOR: NJDOT

LEGISLATIVE DISTRICT: 9

STRUCTURE NO.: 1513152 1513151 1513153 1513154

MPO	Phase	Fund	Amounts in Millions of Dollars									
			FY 2010	FY 2011	FY 2012	FY 2013	FY 2014	FY 2015	FY 2016	FY 2017	FY 2018	FY 2019
NJTPA	CON	STATE					45.301	46.000	63.000	34.699		
NJTPA	DES	BRIDGE		9.000	9.000							
NJTPA	ROW	STATE		0.200								

## AFTER STIP Sheet

REVISION: 1

TRACKING #: N-00357-1-M-2010

DATE: 2011-07-06

### Route 72, Manahawkin Bay Bridges

DB #: 00357

UPC: 003570

MILEPOST(S): 26 - 28.25

COUNTY: Ocean

# Proposed changes Page (Contd.)

MPO	Phase	Fund	FY 2010	FY 2011	FY 2012	FY 2013	FY 2014	FY 2015	FY 2016	FY 2017	FY 2018	FY 2019
NJTPA	CON	BRIDGE					47.100	46.000	63.000	34.699		
NJTPA	DES	BRIDGE		9.000	9.000							
NJTPA	ROW	STATE		0.200								

## Fiscal Constraints

Fiscal Constraints Chart for this project:			
Name	Size	Date	Action
A-PL10nw.pdf	46KB	09-17-2010	<a href="#">view</a>

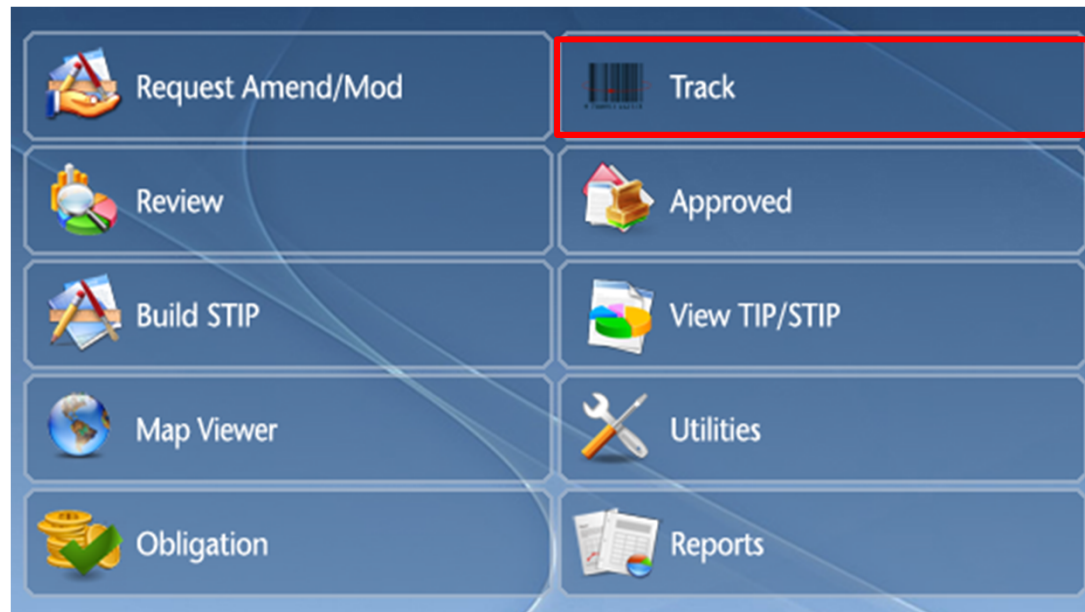
## Attachments

Attachments for this project:			
Name	Size	Date	Action

## Action

Action & Comment	
<p><b>Action</b></p> <p> <input checked="" type="radio"/> Approve                     <input type="radio"/> Disapprove                 </p> <p><input type="button" value="Submit"/></p>	<p><b>Comment</b></p> <div style="border: 1px solid gray; height: 40px; width: 100%;"></div>

# New Jersey e-STIP Main Page



# Search Page for Tracking Projects

Search / Track Projects	
<b>By Project ID</b>	
DBNUM: <input type="text"/> <input type="text"/>	-OR- UPC: <input type="text"/>
<b>By Dates</b>	
<input checked="" type="radio"/> Date Range: <input type="text" value="Last 15 days"/>	
<input type="radio"/> From: <input type="text"/>	To: <input type="text"/>
<b>By Location</b>	
MPO: <input type="text"/>	



# Tracking Page

Your Tracking search returned 4 results.

Green indicates Approval action		Red indicates Disapproval action			Blue indicates Recall action	
Last Sign Off ▼	DBNUM ▼	PM Requested ▼	MPO Approved ▼	DOT Submitted ▼	FHWA/FTA Approved ▼	Action
FHWAStaff	00357				2011-10-18	<a href="#">status</a> <a href="#">view</a>
NJTPADirector	00301		2011-10-17			<a href="#">status</a> <a href="#">view</a>
NJTPAManager	X70	2011-10-11				<a href="#">status</a> <a href="#">view</a>
NJTPAManager	X242	2011-10-10				<a href="#">status</a> <a href="#">view</a>

Green indicates Approval action      Red indicates Disapproval action      Blue indicates Recall action

New Search

# Project Tracking History Page

PROJECT TRACKING HISTORY					
DBNUM: 00357			PROJECT NAME: Route 72, Manahawkin Bay Bridges		
Green indicates Approval action		Red indicates Disapproval action		Blue indicates Recall action	
Sign Off ▼	PM Requested ▼	MPO Approved ▼	DOT Submitted ▼	FHWA/FTA Approved ▼	Comment ▼
FHWStaff				2011-10-18	<a href="#">view comment</a>
AmendmentCoordinator			2011-10-18		<a href="#">view comment</a>
NJTPADirector		2011-10-18			<a href="#">view comment</a>
NJTPAManager	2011-09-14				<a href="#">view comment</a>
NJTPAManager		2011-09-14			<a href="#">view comment</a>
NJTPAManager	2011-07-06				<a href="#">view comment</a>
NJTPAManager	2011-07-06				<a href="#">view comment</a>
Green indicates Approval action		Red indicates Disapproval action		Blue indicates Recall action	

# Tracking Page

TESTING

**Your Tracking search returned 4 results.**

Green indicates Approval action		Red indicates Disapproval action		Blue indicates Recall action		
Last Sign Off ▼	DBNUM ▼	PM Requested ▼	MPO Approved ▼	DOT Submitted ▼	FHWA/FTA Approved ▼	Action
FHWStaff	00357				2011-10-18	status view
NJTPADirector	00301		2011-10-17			status view
NJTPAManager	X70	2011-10-11				status view
NJTPAManager	X242	2011-10-10				status view

**Green indicates Approval action**      **Red indicates Disapproval action**      **Blue indicates Recall action**

# Report for Selected Project



## State of New Jersey

DEPARTMENT OF TRANSPORTATION  
1035 Parkway Avenue  
PO Box 600  
Trenton, New Jersey 08625-0600

---

**MPO:** NJTPA

**PROJECT:** Route 72, Manahawkin Bay Bridges

**DBNUM:** 00357

**TRACKING #:** N-00357-1-M-2010

**TYPE OF PROJECT CHANGE:** Project Cost Increase; STIP Page 435.

**ACTION TAKEN:** Shifts CON funding from STATE to federal BRIDGE for FY 2014 through 2017.

**REASON FOR CHANGE:**

**MPO ACTION REQUIRED:** Administrative action

**FISCAL CONSTRAINT:** Is demonstrated on the enclosed chart.

**Maintained by the following project(s):** Existing funding;

**Comments:** see attached chart

**CONFORMITY :**

- This project will be included in subsequent regional emissions analysis for the Metropolitan Planning Organization (MPO) Transportation Improvement Program (TIP) and Plan as required by the current conformity rule (40 CFR 93.128). This project has followed the MPO Board adopted public involvement policy for this type of action.
- A new conformity determination is required and is being/has been conducted by the Metropolitan Planning Organization (MPO). This project has followed the MPO Board adopted public involvement policy for this type of action.

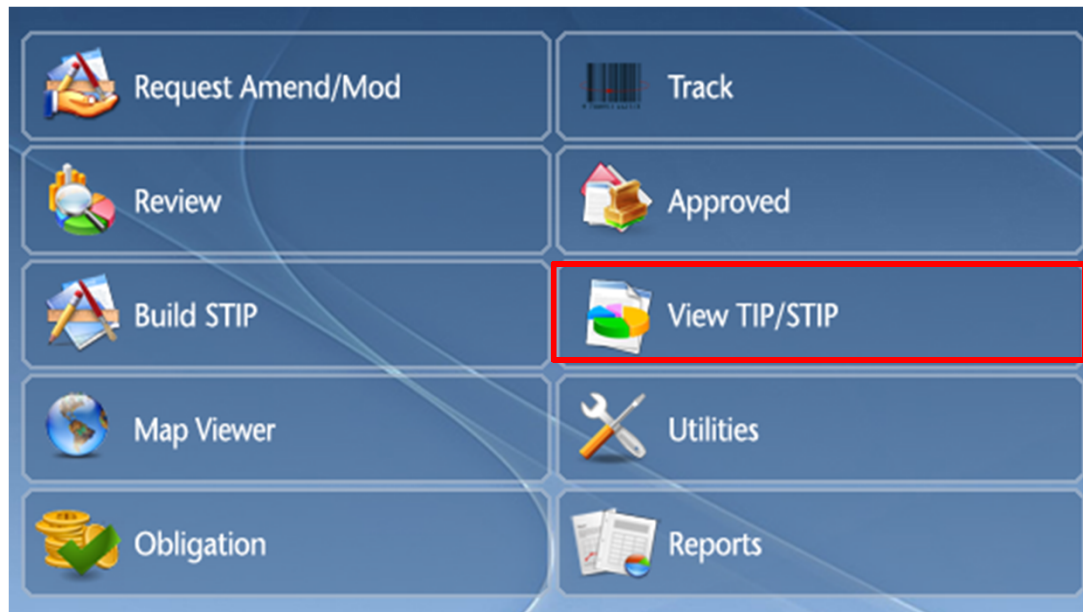
**PUBLIC INVOLVEMENT :**

- This project is currently included in the MPO TIP and has followed the Board adopted public involvement policy for this type of action.





# New Jersey e-STIP Main Page



# TIP/STIP Search Page

**Select TIP/STIP Projects for viewing**

Project Name	<input type="text"/>	
DBNUM	<input type="text" value="00357"/>	<input type="text" value="00357"/>
UPC	<input type="text"/>	
MPO	<input type="text"/>	
View Entire TIP/STIP	<input type="checkbox"/>	





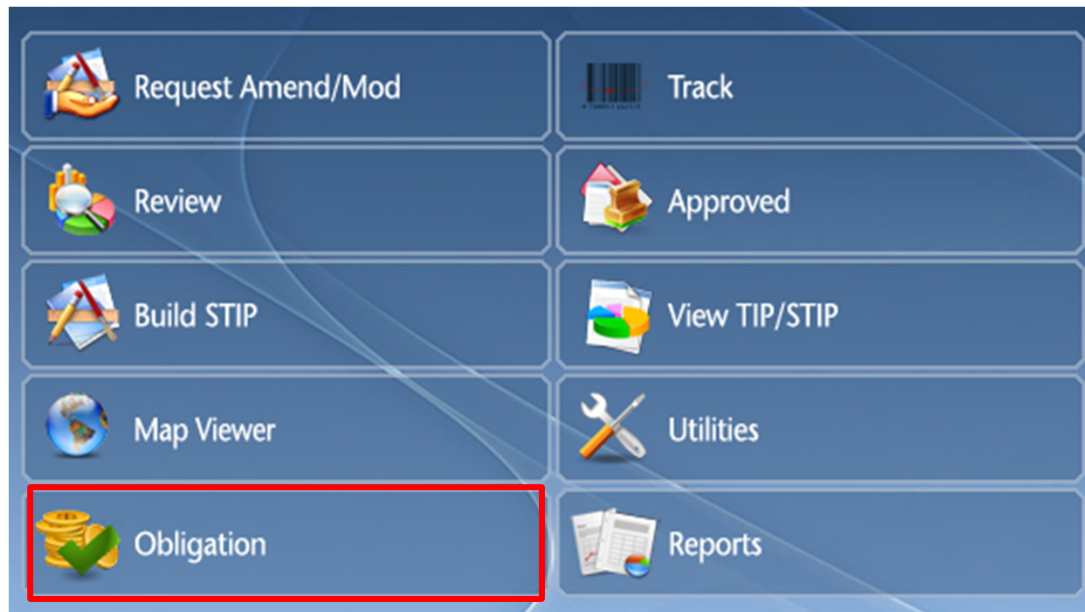
# New Jersey e-STIP Login Page for Authorization Coordinator (NJDOT)

Username  
AuthCoord

Password  
••

Login

# New Jersey e-STIP Main Page



# Obligation List Page

35 Obligations Listed

**New Obligation**

Last Signoff	Req. Date	Federal Proj. No.	Project Name	Auth Amt	Status	Actions
FHWAEngineer	2011-10-19	78	ADA--Equipment	\$1.200	OBLIGATED	<a href="#">View/Edit</a>
FHWAEngineer	2011-09-08	45678	Route 7,Bridge construction	\$7.000	OBLIGATED	<a href="#">View/Edit</a>
kabbott	2011-09-01	7623(101)	Wilson Avenue Intersection Improvements	\$ .500	PENDING	<a href="#">View/Edit</a>
kabbott	2011-08-24	tbd	Rt 72 Manahawkin Bay Bridges Contract #3 Final Design	\$1.470	PENDING	<a href="#">View/Edit</a>
kabbott	2011-08-24	0029(167)	Rt 18 Hoes Lane Extension (DEMO)	\$5.612	PENDING	<a href="#">View/Edit</a>
AuthCoord	2011-08-24	0029(167)	Rt 18 Hoes Lane Extesion (CON)	\$31.751	PENDING	<a href="#">View/Edit</a>
kabbott	2011-08-24	tbd	Rt 72 Manahawkin Bay Bridges Contract #2 Final Design	\$6.530	PENDING	<a href="#">View/Edit</a>
kabbott	2011-08-23	0017(168)	Rt 130 Crystal Lake Dam - Final Design	\$1.269	PENDING	<a href="#">View/Edit</a>
kabbott	2011-08-23	tbd	Rt 1 SB Nassau Park Blvd to I-95 Final Design	\$2.248	PENDING	<a href="#">View/Edit</a>
kskilton	2011-08-23	1026(101)	Valley Avenue (Chestnut Ave to Park Ave) Mill and Overlay	\$ .031	OBLIGATED	<a href="#">View/Edit</a>
kabbott	2011-08-23	C00S(225)	Bridge Painting Contract 2011-2 Passaic County	\$5.752	PENDING	<a href="#">View/Edit</a>
kskilton	2011-08-22	1033(103)	Wheat Road & East Avenue Signalization	\$ .188	OBLIGATED	<a href="#">View/Edit</a>
kabbott	2011-08-22	0332(105)	Rt 78 Pittstown Rd (Exit 15) Interchange Improvements (DEMO)	\$ .720	PENDING	<a href="#">View/Edit</a>
kabbott	2011-08-22	0332(105)	Rt 78 Pittstown Rd (Exit 15) Interchange Improvements	\$ .869	PENDING	<a href="#">View/Edit</a>
kabbott	2011-08-22	tbd	Rt 23 Bridge over Pequannock River (PE)	\$2.499	PENDING	<a href="#">View/Edit</a>
kskilton	2011-08-22	C00S(036)	Route 22 Chimney Rock Rd (DEMO)	\$12.891	OBLIGATED	<a href="#">View/Edit</a>
kskilton	2011-08-22	C00S(036)	Route 22 Chimney Rock Rd	\$55.376	OBLIGATED	<a href="#">View/Edit</a>
kabbott	2011-08-19	C00S(062)	Bound Brook Train Station - TE	\$ .277	PENDING	<a href="#">View/Edit</a>
kabbott	2011-08-19	0031(127)	Route 29 Memorial Drive	\$ .712	PENDING	<a href="#">View/Edit</a>
kabbott	2011-08-19	7051(111)	Maintenance Bridge Painting, 6 Bridges, Rt 138/Rt 37/ Rt 35	\$3.911	PENDING	<a href="#">View/Edit</a>
nmerla	2011-08-19	7802(116)	Rt 46 /I-80 Rockfall CON	\$1.618	OBLIGATED	<a href="#">View/Edit</a>
kabbott	2011-08-18		Rt 130 Crafts Creek Bridge Utilities	\$ .686	PENDING	<a href="#">View/Edit</a>
kabbott	2011-08-15	C00S(208)	Port Reading Junction	\$2.758	PENDING	<a href="#">View/Edit</a>
kskilton	2011-08-15	C00S(213)	Oak Rd and West Ave	\$ .174	OBLIGATED	<a href="#">View/Edit</a>
kabbott	2011-08-15	C00S(250)	Warren Street Grade Crossing, Town of Dover, Warren County	\$ .100	PENDING	<a href="#">View/Edit</a>

# Obligation search page

## STIP OBLIGATIONS - 2010-2019 New Jersey Department of Transportation

---

Select Project From STIP	
PROJECT NAME	<input type="text"/>
DBNUM	<input type="text" value="X08"/> <input type="text"/>
UPC	<input type="text"/>

Continue

Back

# New Obligation Page

## STIP OBLIGATIONS - 2010-2019 New Jersey Department of Transportation

Select Project From STIP	
PROJECT NAME	<input type="text"/>
DBNUM	<input type="text"/> <input type="text"/>
UPC	<input type="text"/>

Continue

<b>DBNUM: X08</b>	<b>Revision #: 0</b>	<b>UPC:</b>
<b>Project Name:</b> Bridge Painting Program		
<b>MUNICIPALITY:</b> Various	<b>MILEPOST(S): -</b>	
<b>COUNTY:</b> Various		

+ Description

MPO	Phase	Fund	Amounts in Millions of Dollars				
			Prog Amt	Modified	Auth Amt	Balance	
NJTPA	EC	STP	\$17.000	\$17.000	\$16.663	\$.337	[+]
DVRPC	EC	STP	\$4.000	\$4.000	\$0.000	\$4.000	[+]
SJTPO	EC	STP	\$1.000	\$1.000	\$0.000	\$1.000	[+]

# New Obligation Page (Contd..)

<b>DBNUM: X08</b>	<b>Revision #: 0</b>	<b>UPC:</b>
<b>Project Name:</b> Bridge Painting Program		
<b>MUNICIPALITY:</b> Various	<b>MILEPOST(S):</b> -	
<b>COUNTY:</b> Various		

+ Description

MPO	Phase	Fund	Amounts in Millions of Dollars				Balance	
			Prog Amt	Modified	Auth Amt			
NJTPA	EC	STP	\$17.000	\$17.000	\$16.663	\$0.337	[+]	
DVRPC	EC	STP	\$4.000	\$4.000	\$0.000	\$4.000	[+]	
SJTPO	EC	STP	\$1.000	\$1.000	\$0.000	\$1.000	[+]	

## NJTPA - EC - STP

Last Signoff	Req. Date	Federal Project No.	DBNUM	Auth Amt	Status	Auth Date
FHWAEngineer	2011-09-08	45678	6792	\$7.000	OBLIGATED	2011-09-08
kabbott	2011-08-23	C00S(225)	X08	\$5.752	PENDING	
kabbott	2011-08-19	7051(111)	X08	\$3.911	PENDING	
<b>TOTAL:</b>				<b>\$16.663</b>		

New Obligation					
TO: <input type="text" value="Brett Steinberg"/>	FROM: AuthCoord		DATE: <input type="text" value="2011-10-19 10:28:9"/>		
Project Name: <input type="text" value="Bridge Painting Program"/>			DBNUM: <input type="text" value="X08"/>		
UPC: <input type="text" value="00987"/>	Job #: <input type="text" value="498"/>		Federal Project #: <input type="text" value="579"/>		
Approp Code: <input type="text" value="459"/>	Prefix: <input type="text" value="56"/>		Federal Funds(\$): <input type="text" value="0.2"/>		

**Submit**

# Obligation List Page

36 Obligations Listed						New Obligation	
Last Signoff	Req. Date	Federal Proj. No.	Project Name	Auth Amt	Status	Actions	
AuthCoord	2011-10-19	579	Bridge Painting Program	\$ .200	PENDING	<a href="#">View/Edit</a>	
FHWAEngineer	2011-10-19	78	ADA--Equipment	\$1.200	OBLIGATED	<a href="#">View/Edit</a>	
FHWAEngineer	2011-09-08	45678	Route 7,Bridge construction	\$7.000	OBLIGATED	<a href="#">View/Edit</a>	
kabbott	2011-09-01	7623(101)	Wilson Avenue Intersection Improvements	\$ .500	PENDING	<a href="#">View/Edit</a>	
kabbott	2011-08-24	tbd	Rt 72 Manahawkin Bay Bridges Contract #3 Final Design	\$1.470	PENDING	<a href="#">View/Edit</a>	
kabbott	2011-08-24	tbd	Rt 72 Manahawkin Bay Bridges Contract #2 Final Design	\$6.530	PENDING	<a href="#">View/Edit</a>	
AuthCoord	2011-08-24	0029(167)	Rt 18 Hoes Lane Extesion (CON)	\$31.751	PENDING	<a href="#">View/Edit</a>	
kabbott	2011-08-24	0029(167)	Rt 18 Hoes Lane Extension (DEMO)	\$5.612	PENDING	<a href="#">View/Edit</a>	
kabbott	2011-08-23	C00S(225)	Bridge Painting Contract 2011-2 Passaic County	\$5.752	PENDING	<a href="#">View/Edit</a>	
kskilton	2011-08-23	1026(101)	Valley Avenue (Chestnut Ave to Park Ave) Mill and Overlay	\$ .031	OBLIGATED	<a href="#">View/Edit</a>	
kabbott	2011-08-23	0017(168)	Rt 130 Crystal Lake Dam - Final Design	\$1.269	PENDING	<a href="#">View/Edit</a>	
kabbott	2011-08-23	tbd	Rt 1 SB Nassau Park Blvd to I-95 Final Design	\$2.248	PENDING	<a href="#">View/Edit</a>	
kskilton	2011-08-22	1033(103)	Wheat Road & East Avenue Signalization	\$ .188	OBLIGATED	<a href="#">View/Edit</a>	
kabbott	2011-08-22	0332(105)	Rt 78 Pittstown Rd (Exit 15) Interchange Improvements (DEMO)	\$ .720	PENDING	<a href="#">View/Edit</a>	
kabbott	2011-08-22	0332(105)	Rt 78 Pittstown Rd (Exit 15) Interchange Improvements	\$ .869	PENDING	<a href="#">View/Edit</a>	
kabbott	2011-08-22	tbd	Rt 23 Bridge over Pequannock River (PE)	\$2.499	PENDING	<a href="#">View/Edit</a>	
kskilton	2011-08-22	C00S(036)	Route 22 Chimney Rock Rd (DEMO)	\$12.891	OBLIGATED	<a href="#">View/Edit</a>	
kskilton	2011-08-22	C00S(036)	Route 22 Chimney Rock Rd	\$55.376	OBLIGATED	<a href="#">View/Edit</a>	
kabbott	2011-08-19	C00S(062)	Bound Brook Train Station - TE	\$ .277	PENDING	<a href="#">View/Edit</a>	
kabbott	2011-08-19	0031(127)	Route 29 Memorial Drive	\$ .712	PENDING	<a href="#">View/Edit</a>	
kabbott	2011-08-19	7051(111)	Maintenance Bridge Painting, 6 Bridges, Rt 138/Rt 37/ Rt 35	\$3.911	PENDING	<a href="#">View/Edit</a>	
nmerla	2011-08-19	7802(116)	Rt 46 / I-80 Rockfall CON	\$1.618	OBLIGATED	<a href="#">View/Edit</a>	
kabbott	2011-08-18		Rt 130 Crafts Creek Bridge Utilities	\$ .686	PENDING	<a href="#">View/Edit</a>	
kabbott	2011-08-15	C00S(208)	Port Reading Junction	\$2.758	PENDING	<a href="#">View/Edit</a>	
kskilton	2011-08-15	C00S(213)	Oak Rd and West Ave	\$ .174	OBLIGATED	<a href="#">View/Edit</a>	



# Obligation View/Edit Page

## STIP OBLIGATIONS - 2010-2019 New Jersey Department of Transportation

<b>DBNUM: X08</b>	<b>Revision #: 0</b>	<b>UPC:</b>
<b>Project Name:</b> Bridge Painting Program		
<b>MUNICIPALITY:</b> Various	<b>MILEPOST(S):</b> -	
<b>COUNTY:</b> Various		

+ Description

MPO	Phase	Fund	Amounts in Millions of Dollars				Balance	[+]
			Prog Amt	Modified	Auth Amt			
NJTPA	EC	STP	\$17.000	\$17.000	\$16.863	\$.137	[+]	
DVRPC	EC	STP	\$4.000	\$4.000	\$.000	\$4.000	[+]	
SJTPO	EC	STP	\$1.000	\$1.000	\$.000	\$1.000	[+]	

Obligation		
TO: <input type="text" value="Brett Steinberg"/>	FROM: AuthCoord	DATE: 2011-10-19
Project Name: <input type="text" value="Bridge Painting Program"/>		DBNUM: X08
UPC: <input type="text"/>	Job #: <input type="text" value="498"/>	Federal Project #: <input type="text" value="579"/>
Approp Code: <input type="text" value="459"/>	Prefix: <input type="text" value="56"/>	Federal Funds(\$): <input type="text" value=".2"/>

Submit

Back

+Add Comments

# Obligation View/Edit Page (Contd..)

## STIP OBLIGATIONS - 2010-2019 New Jersey Department of Transportation

<b>DBNUM: X08</b>	<b>Revision #: 0</b>	<b>UPC:</b>
<b>Project Name:</b> Bridge Painting Program		
<b>MUNICIPALITY:</b> Various	<b>MILEPOST(S):</b> -	
<b>COUNTY:</b> Various		

+ Description

MPO	Phase	Fund	Amounts in Millions of Dollars				
			Prog Amt	Modified	Auth Amt	Balance	
NJTPA	EC	STP	\$17.000	\$17.000	\$16.863	\$ .137	[+]
DVRPC	EC	STP	\$4.000	\$4.000	\$ .000	\$4.000	[+]
SJTPO	EC	STP	\$1.000	\$1.000	\$ .000	\$1.000	[+]

NJTPA - EC - STP

MOU Chart

Last Signoff	Req. Date	Federal Project No.	DBNUM	Auth Amt	Status	Auth Date
AuthCoord	2011-10-19	579	X08	\$ .200	PENDING	
FHWAEngineer	2011-09-08	45678	6792	\$7.000	OBLIGATED	2011-09-08
kabbott	2011-08-23	C00S(225)	X08	\$5.752	PENDING	
kabbott	2011-08-19	7051(111)	X08	\$3.911	PENDING	
<b>TOTAL:</b>				<b>\$16.863</b>		

### Obligation

<b>TO:</b> Brett Steinberg	<b>FROM:</b> AuthCoord	<b>DATE:</b> 2011-10-19
<b>Project Name:</b> Bridge Painting Program		<b>DBNUM:</b> X08
<b>UPC:</b>	<b>Job #:</b> 498	<b>Federal Project #:</b> 579
<b>Approp Code:</b> 459	<b>Prefix:</b> 56	<b>Federal Funds(\$):</b> .2

Submit

Back

# Obligation View/Edit Page (Contd..)

<b>DBNUM:</b> X08	<b>Revision #:</b> 0	<b>UPC:</b>
<b>Project Name:</b> Bridge Painting Program		
<b>MUNICIPALITY:</b> Various	<b>MILEPOST(S):</b> -	
<b>COUNTY:</b> Various		

+ Description

MPO	Phase	Fund	Amounts in Millions of Dollars				Balance	
			Prog Amt	Modified	Auth Amt			
NJTPA	EC	STP	\$17.000	\$17.000	\$16.863	\$.137	[+]	
DVRPC	EC	STP	\$4.000	\$4.000	\$0.000	\$4.000	[+]	
SJTPO	EC	STP	\$1.000	\$1.000	\$0.000	\$1.000	[+]	

NJTPA - EC - STP

MOU Chart

Last Signoff	Req. Date	Federal Project No.	DBNUM	Auth Amt	Status	Auth Date
AuthCoord	2011-10-19	579	X08	\$.200	PENDING	
FHWAEngineer	2011-09-08	45678	6792	\$7.000	OBLIGATED	2011-09-08
kabbott	2011-08-23	C00S(225)	X08	\$5.752	PENDING	
kabbott	2011-08-19	7051(111)	X08	\$3.911	PENDING	
<b>TOTAL:</b>				<b>\$16.863</b>		

## Obligation

<b>TO:</b> Brett Steinberg	<b>FROM:</b> AuthCoord	<b>DATE:</b> 2011-10-19
<b>Project Name:</b> Bridge Painting Program		<b>DBNUM:</b> X08
<b>UPC:</b>	<b>Job #:</b> 498	<b>Federal Project #:</b> 579
<b>Approp Code:</b> 459	<b>Prefix:</b> 56	<b>Federal Funds(\$):</b> .2

Submit

Back

+Add Comments

# Obligation View/Edit Page (Contd..)

MPO	Phase	Fund	Prog Amt	Modified	Auth Amt	Balance	
NJTPA	EC	STP	\$17.000	\$17.000	\$16.863	\$.137	[+]
DVRPC	EC	STP	\$4.000	\$4.000	\$0.000	\$4.000	[+]
SJTPO	EC	STP	\$1.000	\$1.000	\$0.000	\$1.000	[+]

## NJTPA - EC - STP

MOU Chart

Last Signoff	Req. Date	Federal Project No.	DBNUM	Auth Amt	Status	Auth Date
AuthCoord	2011-10-19	579	X08	\$.200	PENDING	
FHWAEngineer	2011-09-08	45678	6792	\$7.000	OBLIGATED	2011-09-08
kabbott	2011-08-23	C00S(225)	X08	\$5.752	PENDING	
kabbott	2011-08-19	7051(111)	X08	\$3.911	PENDING	
TOTAL:				\$16.863		

### Obligation

TO: <input type="text" value="Brett Steinberg"/>	FROM: AuthCoord	DATE: 2011-10-19
Project Name: <input type="text" value="Bridge Painting Program"/>		DBNUM: X08
UPC: <input type="text"/>	Job #: <input type="text" value="498"/>	Federal Project #: <input type="text" value="579"/>
Approp Code: <input type="text" value="459"/>	Prefix: <input type="text" value="56"/>	Federal Funds(\$): <input type="text" value=".2"/>

Submit

Back

+Add Comments

Authorization for amount 0.2 million dollar requested

Add Comment

### List of Comments

DATE	USERNAME	COMMENTS
2011-08-23	kabbott	Bridge funds (LQCE and LQC0) need to be added to this project via TIP mod in the amount of \$5,390,027. STP funds also need to be increased by \$1.5M.

# Obligation View/Edit Page (Contd..)

<b>DBNUM: X08</b>	<b>Revision #: 0</b>	<b>UPC:</b>
<b>Project Name:</b> Bridge Painting Program		
<b>MUNICIPALITY:</b> Various	<b>MILEPOST(S): -</b>	
<b>COUNTY:</b> Various		

+ Description

MPO	Phase	Fund	Amounts in Millions of Dollars				Balance	
			Prog Amt	Modified	Auth Amt			
▼	▼	▼	▼	▼	▼	▼	▼	
NJTPA	EC	STP	\$17.000	\$17.000	\$16.863	\$1.137	[+]	
DVRPC	EC	STP	\$4.000	\$4.000	\$0.000	\$4.000	[+]	
SJTPO	EC	STP	\$1.000	\$1.000	\$0.000	\$1.000	[+]	

Obligation		
TO: <input type="text" value="Brett Steinberg"/>	FROM: AuthCoord	DATE: 2011-10-19
Project Name: <input type="text" value="Bridge Painting Program"/>		DBNUM: X08
UPC: <input type="text"/>	Job #: <input type="text" value="498"/>	Federal Project #: <input type="text" value="579"/>
Approp Code: <input type="text" value="459"/>	Prefix: <input type="text" value="56"/>	Federal Funds(\$): <input type="text" value=".2"/>

Submit

Back

+Add Comments

List of Comments		
DATE ▼	USERNAME ▼	COMMENTS
2011-10-19	AuthCoord	Authorization for amount 0.2 million dollar requested
2011-08-23	kabbott	Bridge funds (LQCE and LQC0) need to be added to this project via TIP mod in the amount of \$5,390,027. STP funds also need to be increased by \$1.5M.

# New Jersey e-STIP Login Page for FHWA Engineers

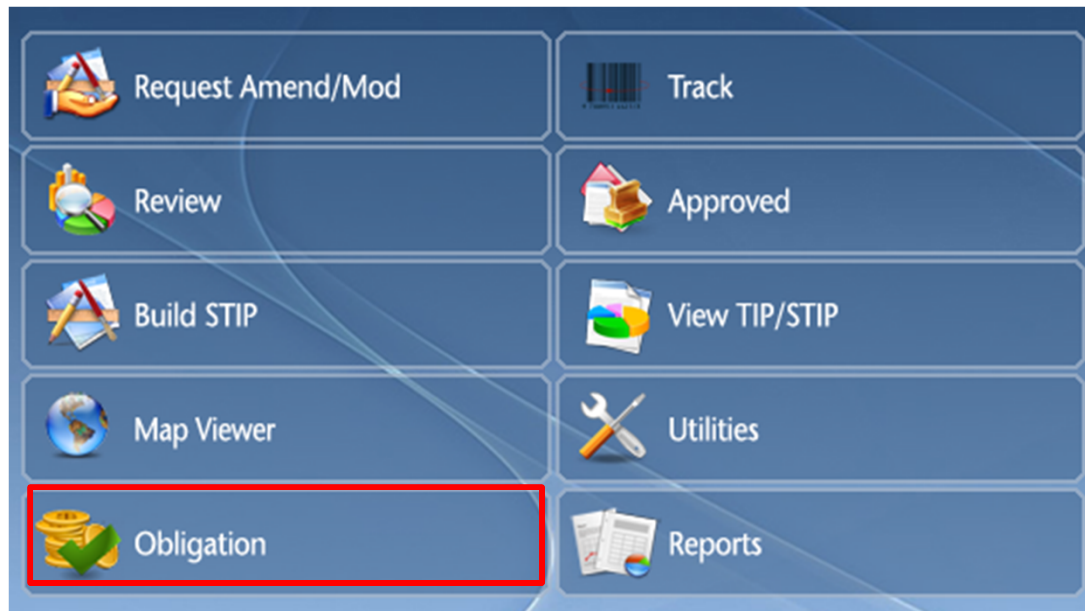


Username  
FHWAEngineer

Password  
••

Login

# New Jersey e-STIP Main Page



# Obligation List Page

36 Obligations Listed

Last Signoff	Req. Date	Federal Proj. No.	Project Name	Auth Amt	Status	Actions
AuthCoord	2011-10-19	579	Bridge Painting Program	\$200	PENDING	<a href="#">Obligate</a>
FHWAEngineer	2011-10-19	78	ADA--Equipment	\$1.200	OBLIGATED	<a href="#">View</a>
FHWAEngineer	2011-09-08	45678	Route 7,Bridge construction	\$7.000	OBLIGATED	<a href="#">View</a>
kabbott	2011-09-01	7623(101)	Wilson Avenue Intersection Improvements	\$500	PENDING	<a href="#">Obligate</a>
kabbott	2011-08-24	tbd	Rt 72 Manahawkin Bay Bridges Contract #3 Final Design	\$1.470	PENDING	<a href="#">Obligate</a>
kabbott	2011-08-24	tbd	Rt 72 Manahawkin Bay Bridges Contract #2 Final Design	\$6.530	PENDING	<a href="#">Obligate</a>
AuthCoord	2011-08-24	0029(167)	Rt 18 Hoes Lane Extension (CON)	\$31.751	PENDING	<a href="#">Obligate</a>
kabbott	2011-08-24	0029(167)	Rt 18 Hoes Lane Extension (DEMO)	\$5.612	PENDING	<a href="#">Obligate</a>
kabbott	2011-08-23	C00S(225)	Bridge Painting Contract 2011-2 Passaic County	\$5.752	PENDING	<a href="#">Obligate</a>
kskilton	2011-08-23	1026(101)	Valley Avenue (Chestnut Ave to Park Ave) Mill and Overlay	\$.031	OBLIGATED	<a href="#">View</a>
kabbott	2011-08-23	0017(168)	Rt 130 Crystal Lake Dam - Final Design	\$1.269	PENDING	<a href="#">Obligate</a>
kabbott	2011-08-23	tbd	Rt 1 SB Nassau Park Blvd to I-95 Final Design	\$2.248	PENDING	<a href="#">Obligate</a>
kskilton	2011-08-22	1033(103)	Wheat Road & East Avenue Signalization	\$.188	OBLIGATED	<a href="#">View</a>
kabbott	2011-08-22	0332(105)	Rt 78 Pittstown Rd (Exit 15) Interchange Improvements (DEMO)	\$.720	PENDING	<a href="#">Obligate</a>
kabbott	2011-08-22	0332(105)	Rt 78 Pittstown Rd (Exit 15) Interchange Improvements	\$.869	PENDING	<a href="#">Obligate</a>
kabbott	2011-08-22	tbd	Rt 23 Bridge over Pequannock River (PE)	\$2.499	PENDING	<a href="#">Obligate</a>
kskilton	2011-08-22	C00S(036)	Route 22 Chimney Rock Rd (DEMO)	\$12.891	OBLIGATED	<a href="#">View</a>
kskilton	2011-08-22	C00S(036)	Route 22 Chimney Rock Rd	\$55.376	OBLIGATED	<a href="#">View</a>
kabbott	2011-08-19	C00S(062)	Bound Brook Train Station - TE	\$.277	PENDING	<a href="#">Obligate</a>
kabbott	2011-08-19	0031(127)	Route 29 Memorial Drive	\$.712	PENDING	<a href="#">Obligate</a>
kabbott	2011-08-19	7051(111)	Maintenance Bridge Painting, 6 Bridges, Rt 138/Rt 37/ Rt 35	\$3.911	PENDING	<a href="#">Obligate</a>
nmerla	2011-08-19	7802(116)	Rt 46 / I-80 Rockfall CON	\$1.618	OBLIGATED	<a href="#">View</a>
kabbott	2011-08-18		Rt 130 Crafts Creek Bridge Utilities	\$.686	PENDING	<a href="#">Obligate</a>
kabbott	2011-08-15	C00S(208)	Port Reading Junction	\$2.758	PENDING	<a href="#">Obligate</a>



# Obligation Submit Page

## STIP OBLIGATIONS - 2010-2019 New Jersey Department of Transportation

<b>DBNUM: X08</b>	<b>Revision #: 0</b>	<b>UPC:</b>
<b>Project Name:</b> Bridge Painting Program		
<b>MUNICIPALITY:</b> Various	<b>MILEPOST(S):</b> -	
<b>COUNTY:</b> Various		

+ Description

Amounts in Millions of Dollars						
MPO	Phase	Fund	Prog Amt	Modified	Auth Amt	Balance
NJTPA	EC	STP	\$17.000	\$17.000	\$16.863	\$.137
DVRPC	EC	STP	\$4.000	\$4.000	\$.000	\$4.000
SJTPO	EC	STP	\$1.000	\$1.000	\$.000	\$1.000

Obligation		
<b>TO:</b> Brett Steinberg	<b>FROM:</b> FHWAEngineer	<b>DATE:</b> 2011-10-19
<b>Project Name:</b> Bridge Painting Program		<b>DBNUM:</b> X08
<b>UPC:</b>	<b>Job #:</b> 498	<b>Federal Project #:</b> 579
<b>Approp Code:</b> 459	<b>Prefix:</b> 56	<b>Federal Funds(\$):</b> .2
<input checked="" type="radio"/> <b>Obligate</b> <input type="radio"/> <b>Reject</b>		

+Add Comments

List of Comments		
DATE	USERNAME	COMMENTS
2011-10-19	AuthCoord	Authorization for amount 0.2 million dollar requested
2011-08-23	kabbott	Bridge funds (LQCE and LQC0) need to be added to this project via TIP mod in the amount of \$5,390,027. STP funds also need to be increased by \$1.5M.

# Obligation List Page

36 Obligations Listed

Last Signoff	Req. Date	Federal Proj. No.	Project Name	Auth Amt	Status	Actions
FHWAEngineer	2011-10-19	579	Bridge Painting Program	\$200	OBLIGATED	<a href="#">View</a>
FHWAEngineer	2011-10-19	78	ADA--Equipment	\$1,200	OBLIGATED	<a href="#">View</a>
FHWAEngineer	2011-09-08	45678	Route 7,Bridge construction	\$7,000	OBLIGATED	<a href="#">View</a>
kabbott	2011-09-01	7623(101)	Wilson Avenue Intersection Improvements	\$500	PENDING	<a href="#">Obligate</a>
kabbott	2011-08-24	tbd	Rt 72 Manahawkin Bay Bridges Contract #3 Final Design	\$1,470	PENDING	<a href="#">Obligate</a>
kabbott	2011-08-24	tbd	Rt 72 Manahawkin Bay Bridges Contract #2 Final Design	\$6,530	PENDING	<a href="#">Obligate</a>
AuthCoord	2011-08-24	0029(167)	Rt 18 Hoes Lane Extesion (CON)	\$31,751	PENDING	<a href="#">Obligate</a>
kabbott	2011-08-24	0029(167)	Rt 18 Hoes Lane Extension (DEMO)	\$5,612	PENDING	<a href="#">Obligate</a>
kabbott	2011-08-23	C00S(225)	Bridge Painting Contract 2011-2 Passaic County	\$5,752	PENDING	<a href="#">Obligate</a>
kskilton	2011-08-23	1026(101)	Valley Avenue (Chestnut Ave to Park Ave) Mill and Overlay	\$031	OBLIGATED	<a href="#">View</a>
kabbott	2011-08-23	0017(168)	Rt 130 Crystal Lake Dam - Final Design	\$1,269	PENDING	<a href="#">Obligate</a>
kabbott	2011-08-23	tbd	Rt 1 SB Nassau Park Blvd to I-95 Final Design	\$2,248	PENDING	<a href="#">Obligate</a>
kskilton	2011-08-22	1033(103)	Wheat Road & East Avenue Signalization	\$188	OBLIGATED	<a href="#">View</a>
kabbott	2011-08-22	0332(105)	Rt 78 Pittstown Rd (Exit 15) Interchange Improvements (DEMO)	\$720	PENDING	<a href="#">Obligate</a>
kabbott	2011-08-22	0332(105)	Rt 78 Pittstown Rd (Exit 15) Interchange Improvements	\$869	PENDING	<a href="#">Obligate</a>
kabbott	2011-08-22	tbd	Rt 23 Bridge over Pequannock River (PE)	\$2,499	PENDING	<a href="#">Obligate</a>
kskilton	2011-08-22	C00S(036)	Route 22 Chimney Rock Rd (DEMO)	\$12,891	OBLIGATED	<a href="#">View</a>
kskilton	2011-08-22	C00S(036)	Route 22 Chimney Rock Rd	\$55,376	OBLIGATED	<a href="#">View</a>
kabbott	2011-08-19	C00S(062)	Bound Brook Train Station - TE	\$277	PENDING	<a href="#">Obligate</a>
kabbott	2011-08-19	0031(127)	Route 29 Memorial Drive	\$712	PENDING	<a href="#">Obligate</a>
kabbott	2011-08-19	7051(111)	Maintenance Bridge Painting, 6 Bridges, Rt 138/Rt 37/ Rt 35	\$3,911	PENDING	<a href="#">Obligate</a>
nmerla	2011-08-19	7802(116)	Rt 46 / I-80 Rockfall CON	\$1,618	OBLIGATED	<a href="#">View</a>
kabbott	2011-08-18		Rt 130 Crafts Creek Bridge Utilities	\$686	PENDING	<a href="#">Obligate</a>
kabbott	2011-08-15	C00S(208)	Port Reading Junction	\$2,758	PENDING	<a href="#">Obligate</a>
kskilton	2011-08-15	C00S(213)	Oak Rd and West Ave	\$174	OBLIGATED	<a href="#">View</a>

# Obligation View Page

## STIP OBLIGATIONS - 2010-2019 New Jersey Department of Transportation

<b>DBNUM: X08</b>	<b>Revision #: 0</b>	<b>UPC:</b>
<b>Project Name:</b> Bridge Painting Program		
<b>MUNICIPALITY:</b> Various	<b>MILEPOST(S):</b> -	
<b>COUNTY:</b> Various		

+ Description

MPO	Phase	Fund	Amounts in Millions of Dollars				Balance	
			Prog Amt	Modified	Auth Amt			
NJTPA	EC	STP	\$17.000	\$17.000	\$16.863	\$ .137	[+]	
DVRPC	EC	STP	\$4.000	\$4.000	\$ .000	\$4.000	[+]	
SJTPO	EC	STP	\$1.000	\$1.000	\$ .000	\$1.000	[+]	

Obligation		
<b>TO:</b> Brett Steinberg	<b>FROM:</b> FHWAEngineer	<b>DATE:</b> 2011-10-19
<b>Project Name:</b> Bridge Painting Program		<b>DBNUM:</b> X08
<b>UPC:</b>	<b>Job #:</b> 498	<b>Federal Project #:</b> 579
<b>Approp Code:</b> 459	<b>Prefix:</b> 56	<b>Federal Funds(\$):</b> .2

Back

+Add Comments

List of Comments		
DATE	USERNAME	COMMENTS
2011-10-19	AuthCoord	Authorization for amount 0.2 million dollar requested
2011-08-23	kabbott	Bridge funds (LQCE and LQC0) need to be added to this project via TIP mod in the amount of \$5,390,027. STP funds also need to be increased by \$1.5M.

# Obligation View Page (Contd..)

## STIP OBLIGATIONS - 2010-2019 New Jersey Department of Transportation

<b>DBNUM: X08</b>	<b>Revision #: 0</b>	<b>UPC:</b>
<b>Project Name:</b> Bridge Painting Program		
<b>MUNICIPALITY:</b> Various		<b>MILEPOST(S):</b> -
<b>COUNTY:</b> Various		

+ Description

MPO	Phase	Fund	Prog Amt	Amounts in Millions of Dollars			Balance	
				Modified	Auth Amt			
NJTPA	EC	STP	\$17.000	\$17.000	\$16.863	\$0.137	[+]	
DVRPC	EC	STP	\$4.000	\$4.000	\$0.000	\$4.000	[+]	
SJTPO	EC	STP	\$1.000	\$1.000	\$0.000	\$1.000	[+]	

NJTPA - EC - STP

MOU Chart

Last Signoff	Req. Date	Federal Project No.	DBNUM	Auth Amt	Status	Auth Date
FHWAEngineer	2011-10-19	579	X08	\$0.200	OBLIGATED	2011-10-19
FHWAEngineer	2011-09-08	45678	6792	\$7.000	OBLIGATED	2011-09-08
kabbott	2011-08-23	C00S(225)	X08	\$5.752	PENDING	
kabbott	2011-08-19	7051(111)	X08	\$3.911	PENDING	
TOTAL:				\$16.863		

### Obligation

<b>TO:</b> Brett Steinberg	<b>FROM:</b> FHWAEngineer	<b>DATE:</b> 2011-10-19
<b>Project Name:</b> Bridge Painting Program		<b>DBNUM:</b> X08
<b>UPC:</b>	<b>Job #:</b> 498	<b>Federal Project #:</b> 579
<b>Approp Code:</b> 459	<b>Prefix:</b> 56	<b>Federal Funds(\$):</b> .2

Back

+Add Comments

# Obligation View Page (Contd..)

MPO	Phase	Fund	Prog Amt	Modified	Auth Amt	Balance	
NJTPA	EC	STP	\$17.000	\$17.000	\$16.863	\$1.137	[+]
DVRPC	EC	STP	\$4.000	\$4.000	\$0.000	\$4.000	[+]
SJTPO	EC	STP	\$1.000	\$1.000	\$0.000	\$1.000	[+]

## NJTPA - EC - STP

MOU Chart

Last Signoff	Req. Date	Federal Project No.	DBNUM	Auth Amt	Status	Auth Date
FHWAEngineer	2011-10-19	579	X08	\$0.200	OBLIGATED	2011-10-19
FHWAEngineer	2011-09-08	45678	6792	\$7.000	OBLIGATED	2011-09-08
kabbott	2011-08-23	C00S(225)	X08	\$5.752	PENDING	
kabbott	2011-08-19	7051(111)	X08	\$3.911	PENDING	
TOTAL:				\$16.863		

### Obligation

TO: Brett Steinberg	FROM: FHWAEngineer	DATE: 2011-10-19
Project Name: Bridge Painting Program		DBNUM: X08
UPC:	Job #: 498	Federal Project #: 579
Approp Code: 459	Prefix: 56	Federal Funds(\$): .2

Back

+Add Comments

0.2 million dollar is Obligated for the project X08

Add Comment

### List of Comments

DATE	USERNAME	COMMENTS
2011-10-19	AuthCoord	Authorization for amount 0.2 million dollar requested
2011-08-23	kabbott	Bridge funds (LQCE and LQC0) need to be added to this project via TIP mod in the amount of \$5,390,027. STP funds also need to be increased by \$1.5M.

# Obligation View Page (Contd..)

<b>DBNUM: X08</b>	<b>Revision #: 0</b>	<b>UPC:</b>
<b>Project Name:</b> Bridge Painting Program		
<b>MUNICIPALITY:</b> Various	<b>MILEPOST(S): -</b>	
<b>COUNTY:</b> Various		

+ Description

MPO	Phase	Fund	Amounts in Millions of Dollars				
			Prog Amt	Modified	Auth Amt	Balance	
NJTPA	EC	STP	\$17.000	\$17.000	\$16.863	\$ .137	[+]
DVRPC	EC	STP	\$4.000	\$4.000	\$ .000	\$4.000	[+]
SJTPO	EC	STP	\$1.000	\$1.000	\$ .000	\$1.000	[+]

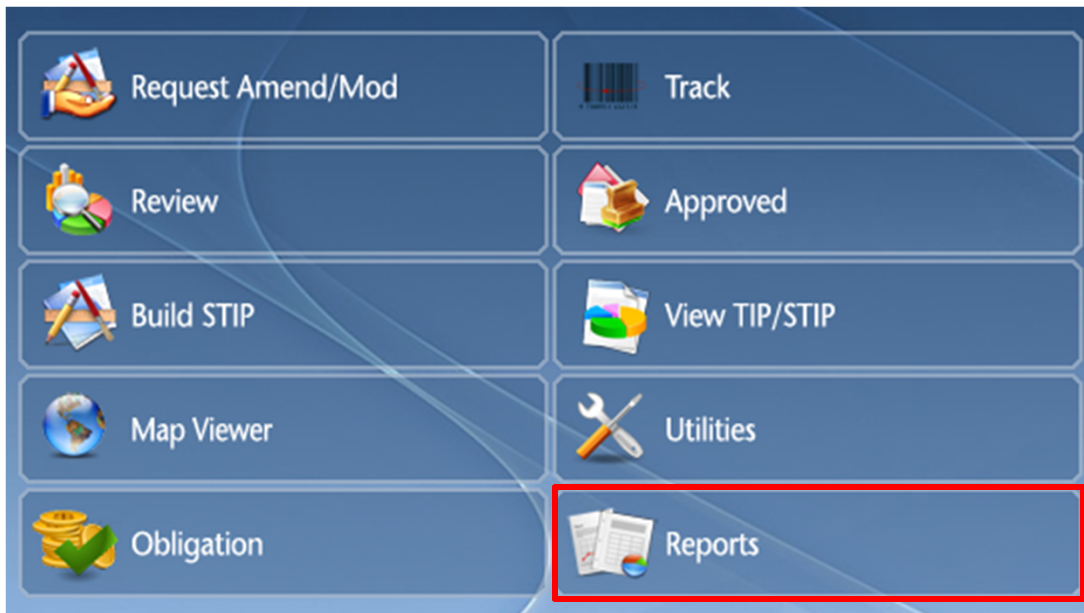
Obligation		
<b>TO:</b> Brett Steinberg	<b>FROM:</b> FHWAEngineer	<b>DATE:</b> 2011-10-19
<b>Project Name:</b> Bridge Painting Program		<b>DBNUM:</b> X08
<b>UPC:</b>	<b>Job #:</b> 498	<b>Federal Project #:</b> 579
<b>Approp Code:</b> 459	<b>Prefix:</b> 56	<b>Federal Funds(\$):</b> .2

[Back](#)

+Add Comments

List of Comments		
DATE	USERNAME	COMMENTS
2011-10-19	AuthCoord	Authorization for amount 0.2 million dollar requested
2011-10-19	FHWAEngineer	0.2 million dollar is Obligated for the project X08
2011-08-23	kabbott	Bridge funds (LQCE and LQC0) need to be added to this project via TIP mod in the amount of \$5,390,027. STP funds also need to be increased by \$1.5M.

# New Jersey e-STIP Main Page







**FY 2010 - 2019 STATEWIDE TRANSPORTATION IMPROVEMENT PROGRAM**

**Expenditures**

**NJDOT & NJTRANSIT**

(\$ millions)

<b>Funding Category</b>	<b>FY 2010</b>	<b>FY 2011</b>	<b>FY 2012</b>	<b>FY 2013</b>	<b>FY 2014</b>	<b>FY 2015</b>	<b>FY 2016</b>	<b>FY 2017</b>	<b>FY 2018</b>	<b>FY 2019</b>	<b>FY2010-2019</b>
<b><u>NJDOT</u></b>											
FEDERAL	\$1,595.603	\$1,589.570	\$1,143.443	\$1,117.509	\$1,362.360	\$1,428.273	\$1,328.135	\$1,397.024	\$1,575.751	\$1,646.655	\$14,184.323
FEDERAL RECOVERY ACT	\$287.219	\$0.000	\$0.000	\$0.000	\$0.000	\$0.000	\$0.000	\$0.000	\$0.000	\$0.000	\$287.219
OTHER	\$187.009	\$147.695	\$128.990	\$83.000	\$0.000	\$0.000	\$0.000	\$0.000	\$0.000	\$0.000	\$546.694
TRANSPORTATION TRUST FUND	\$931.866	\$952.904	\$1,046.433	\$1,125.080	\$1,439.684	\$1,531.571	\$1,594.597	\$1,268.903	\$1,143.273	\$1,182.062	\$12,216.373
<b><i>Subtotal NJDOT</i></b>	<b>\$3,001.697</b>	<b>\$2,690.169</b>	<b>\$2,318.866</b>	<b>\$2,325.589</b>	<b>\$2,802.044</b>	<b>\$2,959.844</b>	<b>\$2,922.732</b>	<b>\$2,665.927</b>	<b>\$2,719.024</b>	<b>\$2,828.717</b>	<b>\$27,234.609</b>
<b><u>NJTRANSIT</u></b>											
FEDERAL	\$859.235	\$710.647	\$682.169	\$703.712	\$774.304	\$797.920	\$822.705	\$798.682	\$725.913	\$754.444	\$7,629.751
MATCH FUNDS	\$10.000	\$10.300	\$10.619	\$10.949	\$11.300	\$11.659	\$12.000	\$12.000	\$12.000	\$12.000	\$112.827
OTHER	\$11.200	\$14.480	\$12.910	\$16.470	\$20.170	\$24.020	\$28.010	\$32.170	\$36.500	\$41.000	\$236.930
TRANSPORTATION TRUST FUND	\$622.000	\$599.976	\$592.225	\$609.994	\$573.648	\$590.857	\$608.584	\$686.544	\$830.127	\$855.065	\$6,569.020
<b><i>Subtotal NJTRANSIT</i></b>	<b>\$1,502.435</b>	<b>\$1,335.403</b>	<b>\$1,297.943</b>	<b>\$1,341.125</b>	<b>\$1,379.422</b>	<b>\$1,424.456</b>	<b>\$1,471.299</b>	<b>\$1,529.396</b>	<b>\$1,604.540</b>	<b>\$1,662.509</b>	<b>\$14,548.528</b>
<b><i>Grand Total</i></b>	<b>\$4,583.194</b>	<b>\$4,025.572</b>	<b>\$3,616.809</b>	<b>\$3,666.714</b>	<b>\$4,181.466</b>	<b>\$4,384.300</b>	<b>\$4,394.031</b>	<b>\$4,195.323</b>	<b>\$4,323.564</b>	<b>\$4,491.226</b>	<b>\$41,862.199</b>

## Distribution of Funds by Metropolitan Planning Organization (MPO)

### NJDOT & NJTRANSIT

(\$ millions)

MPO	FY 2010	FY 2011	FY 2012	FY 2013	FY 2014	FY 2015	FY 2016	FY 2017	FY 2018	FY 2019	Total	Percent of Total	Percent of Total*
													*Exclusive Statewide Project
DVRPC	\$479.722	\$599.044	\$519.958	\$598.276	\$698.902	\$662.783	\$637.776	\$656.482	\$572.079	\$775.987	\$6,201.009	14.47%	17.97%
NJTPA	\$3,148.405	\$2,803.771	\$2,270.086	\$2,203.798	\$2,640.238	\$2,919.077	\$2,865.017	\$2,567.440	\$2,631.034	\$2,421.513	\$26,470.379	61.77%	76.72%
SJTPO	\$228.525	\$240.340	\$232.460	\$211.240	\$190.545	\$143.718	\$146.744	\$145.272	\$135.510	\$156.139	\$1,830.493	4.27%	5.31%
<i>MPO Subtotal</i>	\$3,856.652	\$3,643.155	\$3,022.504	\$3,013.314	\$3,529.685	\$3,725.578	\$3,649.537	\$3,369.194	\$3,338.623	\$3,353.639	\$34,501.881	80.52%	100.00%
Statewide	\$748.665	\$698.025	\$710.816	\$720.599	\$743.127	\$788.510	\$806.732	\$913.513	\$1033.179	\$1185.825	\$8348.991	19.48%	100.00%
<i>Stwd Subtotal</i>	\$748.665	\$698.025	\$710.816	\$720.599	\$743.127	\$788.510	\$806.732	\$913.513	\$1033.179	\$1185.825	\$8348.991	19.48%	100.00%
<i>Grand Total</i>	\$4,605.317	\$4,341.180	\$3,733.320	\$3,733.913	\$4,272.812	\$4,514.088	\$4,456.269	\$4,282.707	\$4,371.802	\$4,539.464	\$42,850.872	100.00%	100.00%

**Delaware Valley Regional Planning Commission (DVRPC)**  
**Distribution of Funds**

(Note: Does not include expenditures from "Statewide" Programs within region)

**NJDOT & NJ TRANSIT (\$ millions)**

<b>Funding Category</b>	<b>FY 2010</b>	<b>FY 2011</b>	<b>FY 2012</b>	<b>FY 2013</b>	<b>FY 2014</b>	<b>FY 2015</b>	<b>FY 2016</b>	<b>FY 2017</b>	<b>FY 2018</b>	<b>FY 2019</b>	<b>FY 2010-2019</b>
<b><u>NJDOT</u></b>											
FHWA: BRIDGE	\$17.850	\$88.590	\$47.861	\$23.239	\$13.940	\$16.560	\$14.440	\$17.240	\$14.940	\$18.000	\$272.660
FHWA: CMAQ	\$6.195	\$4.390	\$5.310	\$5.310	\$5.315	\$5.315	\$5.315	\$5.320	\$5.320	\$5.320	\$53.110
FHWA: EQUITY BONUS	\$13.280	\$11.000	\$11.000	\$11.000	\$11.000	\$11.000	\$11.000	\$11.000	\$11.000	\$11.000	\$112.280
FHWA: HIGH PRIORITY	\$3.654	\$2.301	\$0.000	\$1.100	\$25.426	\$0.000	\$0.000	\$0.000	\$0.000	\$0.000	\$32.481
FHWA: I-MAINTENANCE	\$39.200	\$34.900	\$25.800	\$167.700	\$156.500	\$229.595	\$242.643	\$155.000	\$155.000	\$155.000	\$1,361.338
FHWA: NHS	\$2.400	\$18.204	\$4.600	\$0.700	\$26.120	\$21.000	\$30.000	\$45.000	\$45.000	\$45.000	\$238.024
FHWA: RAIL-HWY CROSSING	\$1.700	\$1.800	\$1.800	\$2.000	\$2.000	\$2.200	\$2.200	\$2.400	\$2.400	\$2.600	\$21.100
FHWA: RECOVERY ACT	\$43.418	\$0.000	\$0.000	\$0.000	\$0.000	\$0.000	\$0.000	\$0.000	\$0.000	\$0.000	\$43.418
FHWA: SPR/PL	\$6.594	\$6.594	\$6.594	\$6.594	\$6.594	\$6.594	\$6.594	\$6.594	\$6.594	\$6.594	\$65.940
FHWA: STP-DVRPC	\$30.127	\$29.707	\$22.360	\$56.116	\$98.911	\$85.880	\$22.466	\$31.885	\$32.316	\$61.616	\$471.384
FHWA: STP-STATEWIDE	\$22.749	\$10.550	\$19.300	\$13.200	\$14.000	\$13.000	\$16.600	\$13.000	\$13.000	\$13.000	\$148.399
FTA: SPR/PL	\$2.562	\$2.562	\$2.562	\$2.562	\$2.562	\$2.562	\$2.562	\$2.562	\$2.562	\$2.562	\$25.620
OTHER FUNDS	\$1.600	\$3.200	\$0.000	\$0.000	\$0.000	\$0.000	\$0.000	\$0.000	\$0.000	\$0.000	\$4.800
TRANSPORTATION TRUST FUND	\$101.755	\$107.789	\$114.347	\$90.659	\$99.519	\$60.455	\$67.819	\$103.819	\$78.319	\$45.319	\$869.800
<b><i>Total NJDOT</i></b>	<b>\$293.084</b>	<b>\$321.587</b>	<b>\$261.534</b>	<b>\$380.180</b>	<b>\$461.887</b>	<b>\$454.161</b>	<b>\$421.639</b>	<b>\$393.820</b>	<b>\$366.451</b>	<b>\$366.011</b>	<b>\$3,720.354</b>

**North Jersey Transportation Planning Authority (NJTPA)  
Distribution of Funds**

(Note: Does not include expenditures from "Statewide" Programs within region)

**NJDOT & NJ TRANSIT (\$ millions)**

<b>Funding Category</b>	<b>FY 2010</b>	<b>FY 2011</b>	<b>FY 2012</b>	<b>FY 2013</b>	<b>FY 2014</b>	<b>FY 2015</b>	<b>FY 2016</b>	<b>FY 2017</b>	<b>FY 2018</b>	<b>FY 2019</b>	<b>FY 2010-2019</b>
<b><u>NJTRANSIT</u></b>											
FTA: SECT 5307	\$224.004	\$238.752	\$254.520	\$258.841	\$282.973	\$298.277	\$313.029	\$338.626	\$364.370	\$372.034	\$2945.426
FTA: SECT 5309	\$340.948	\$122.813	\$126.808	\$130.923	\$135.178	\$139.572	\$144.115	\$148.797	\$153.637	\$158.626	\$1601.417
FTA: SECT 5309D	\$56.320	\$2.000	\$2.000	\$2.000	\$0.000	\$0.000	\$0.000	\$0.000	\$0.000	\$0.000	\$62.320
FTA: SECT 5310	\$3.186	\$3.360	\$3.539	\$3.734	\$3.936	\$4.158	\$4.410	\$4.935	\$5.481	\$6.055	\$42.794
FTA: SECT 5311	\$4.200	\$4.410	\$4.634	\$4.865	\$5.110	\$5.362	\$5.600	\$5.600	\$5.600	\$5.600	\$50.981
FTA: SECT 5316	\$2.800	\$2.800	\$2.800	\$2.800	\$2.800	\$2.800	\$2.800	\$2.800	\$2.800	\$2.800	\$28.000
FTA: SECT 5317	\$1.524	\$1.603	\$1.687	\$1.774	\$1.866	\$1.964	\$2.066	\$2.173	\$2.286	\$2.405	\$19.348
FHWA: CMAQ	\$5.000	\$150.000	\$75.000	\$75.000	\$69.918	\$72.000	\$75.000	\$75.000	\$75.000	\$0.000	\$671.918
FHWA: NHS	\$0.000	\$75.000	\$100.000	\$100.000	\$150.000	\$150.000	\$150.000	\$100.000	\$0.000	\$0.000	\$825.000
FHWA: STP-STATEWIDE	\$1.000	\$0.000	\$1.000	\$1.000	\$1.000	\$1.000	\$1.000	\$1.000	\$1.000	\$1.000	\$9.000
FHWA: STP-ENHANCEMENT	\$110.000	\$0.000	\$0.000	\$0.000	\$0.000	\$0.000	\$0.000	\$0.000	\$0.000	\$0.000	\$110.000
CASINO REVENUE	\$24.345	\$24.345	\$24.045	\$24.045	\$24.045	\$24.045	\$24.045	\$24.045	\$24.045	\$24.045	\$241.050
MATCH FUNDS	\$7.000	\$7.210	\$7.434	\$7.665	\$7.910	\$8.162	\$8.400	\$8.400	\$8.400	\$8.400	\$78.981
METRO-NORTH	\$0.690	\$0.690	\$0.690	\$0.690	\$0.690	\$0.690	\$0.690	\$0.690	\$0.690	\$0.690	\$6.900
OTHER FUNDS	\$10.200	\$13.480	\$11.910	\$15.470	\$19.170	\$23.020	\$27.010	\$31.170	\$35.500	\$40.000	\$226.930
TRANSPORTATION TRUST FUND	\$505.282	\$472.820	\$446.591	\$470.397	\$439.884	\$456.156	\$466.613	\$531.972	\$686.653	\$592.919	\$5069.287
<b><i>Total NJTransit</i></b>	<b>\$1296.499</b>	<b>\$1119.283</b>	<b>\$1062.658</b>	<b>\$1099.204</b>	<b>\$1144.480</b>	<b>\$1187.206</b>	<b>\$1224.778</b>	<b>\$1275.208</b>	<b>\$1365.462</b>	<b>\$1214.574</b>	<b>\$11989.352</b>
<b><i>Grand Total</i></b>	<b>\$2,991.600</b>	<b>\$2,564.188</b>	<b>\$2,201.808</b>	<b>\$2,173.877</b>	<b>\$2,599.343</b>	<b>\$2,821.132</b>	<b>\$2,831.172</b>	<b>\$2,547.595</b>	<b>\$2,611.189</b>	<b>\$2,401.668</b>	<b>\$25,743.572</b>

**South Jersey Transportation Planning Organization (SJTPO)**  
**Distribution of Funds**

(Note: Does not include expenditures from "Statewide" Programs within region)

**NJDOT & NJ TRANSIT (\$ millions)**

<b>Funding Category</b>	<b>FY 2010</b>	<b>FY 2011</b>	<b>FY 2012</b>	<b>FY 2013</b>	<b>FY 2014</b>	<b>FY 2015</b>	<b>FY 2016</b>	<b>FY 2017</b>	<b>FY 2018</b>	<b>FY 2019</b>	<b>FY 2010-2019</b>
<b><u>NJDOT</u></b>											
FHWA: BRIDGE	\$30.568	\$35.900	\$21.320	\$19.820	\$28.580	\$20.040	\$22.060	\$20.300	\$7.560	\$5.680	\$211.828
FHWA: CMAQ	\$5.700	\$5.936	\$5.700	\$5.700	\$5.700	\$5.700	\$5.700	\$5.700	\$5.700	\$5.700	\$57.236
FHWA: EQUITY BONUS	\$3.020	\$1.200	\$1.200	\$1.200	\$1.200	\$1.200	\$1.200	\$1.200	\$1.200	\$1.200	\$13.820
FHWA: HIGH PRIORITY	\$5.515	\$8.630	\$22.934	\$0.000	\$2.920	\$0.000	\$0.000	\$0.000	\$0.000	\$0.000	\$39.999
FHWA: NHS	\$19.606	\$1.000	\$0.000	\$3.000	\$15.000	\$30.000	\$30.000	\$30.000	\$30.000	\$48.000	\$206.606
FHWA: RAIL-HWY CROSSING	\$1.800	\$1.800	\$2.000	\$2.000	\$2.200	\$2.200	\$2.400	\$2.400	\$2.600	\$2.600	\$22.000
FHWA: RECOVERY ACT	\$8.207	\$0.000	\$0.000	\$0.000	\$0.000	\$0.000	\$0.000	\$0.000	\$0.000	\$0.000	\$8.207
FHWA: SPR/PL	\$2.766	\$2.766	\$2.766	\$2.766	\$2.766	\$2.766	\$2.766	\$2.766	\$2.766	\$2.766	\$27.660
FHWA: STP-SJTPO	\$11.637	\$11.549	\$13.512	\$14.315	\$16.615	\$17.615	\$20.115	\$20.115	\$20.115	\$20.115	\$165.703
FHWA: STP-STATEWIDE	\$13.815	\$12.081	\$4.800	\$4.200	\$11.081	\$3.200	\$3.200	\$3.200	\$3.200	\$4.200	\$62.977
FTA: SPR/PL	\$1.374	\$1.374	\$1.374	\$1.374	\$1.374	\$1.374	\$1.374	\$1.374	\$1.374	\$1.374	\$13.740
OTHER FUNDS	\$0.000	\$0.000	\$15.290	\$38.000	\$0.000	\$0.000	\$0.000	\$0.000	\$0.000	\$0.000	\$53.290
TRANSPORTATION TRUST FUND	\$82.857	\$101.633	\$97.975	\$74.541	\$60.539	\$17.440	\$17.440	\$17.440	\$17.440	\$17.440	\$504.745
<b>Total NJDOT</b>	<b>\$186.865</b>	<b>\$183.869</b>	<b>\$188.871</b>	<b>\$166.916</b>	<b>\$147.975</b>	<b>\$101.535</b>	<b>\$106.255</b>	<b>\$104.495</b>	<b>\$91.955</b>	<b>\$109.075</b>	<b>\$1,387.811</b>

**FY 2010 - 2019 STATEWIDE TRANSPORTATION IMPROVEMENT PROGRAM**

**Statewide Programs  
Distribution of Funds  
NJDOT (\$ millions)**

<b>Funding Category</b>	<b>FY 2010</b>	<b>FY 2011</b>	<b>FY 2012</b>	<b>FY 2013</b>	<b>FY 2014</b>	<b>FY 2015</b>	<b>FY 2016</b>	<b>FY 2017</b>	<b>FY 2018</b>	<b>FY 2019</b>	<b>FY2010-2019</b>
<b><i>NJDOT</i></b>											
FHWA: BRIDGE	\$45.760	\$27.000	\$35.150	\$35.170	\$35.190	\$31.460	\$26.980	\$76.756	\$147.118	\$102.356	\$562.940
FHWA: CMAQ	\$26.460	\$18.766	\$26.460	\$26.710	\$26.460	\$26.710	\$26.460	\$26.710	\$26.460	\$26.710	\$257.906
FHWA:EQUITY BONUS	\$40.000	\$37.400	\$36.810	\$37.100	\$37.700	\$38.400	\$39.100	\$39.900	\$40.400	\$41.100	\$387.910
FHWA:FERRY	\$5.000	\$5.000	\$5.000	\$5.000	\$5.000	\$5.000	\$5.000	\$5.000	\$5.000	\$5.000	\$50.000
FHWA: NHS	\$17.748	\$21.000	\$21.000	\$21.000	\$21.000	\$21.000	\$21.000	\$21.000	\$21.000	\$21.000	\$206.748
FHWA:I-MAINTENANCE	\$11.711	\$6.837	\$8.679	\$8.878	\$10.340	\$7.836	\$10.300	\$11.200	\$11.700	\$11.700	\$99.181
FHWA:RECOVERY ACT	\$25.508	\$0.000	\$0.000	\$0.000	\$0.000	\$0.000	\$0.000	\$0.000	\$0.000	\$0.000	\$25.508
FHWA:SAFE ROUTE TO SCHOOL	\$0.000	\$5.013	\$5.013	\$5.013	\$5.013	\$5.013	\$5.013	\$5.013	\$5.013	\$5.013	\$45.117
FHWA: SPR/PL	\$18.900	\$18.900	\$18.900	\$18.900	\$18.900	\$18.900	\$18.900	\$18.900	\$18.900	\$18.900	\$189.000
FHWA:STP-STATEWIDE	\$37.163	\$21.300	\$22.650	\$22.650	\$22.650	\$22.650	\$22.650	\$22.650	\$22.650	\$22.650	\$239.663
FHWA:STP-ENHANCEMENT	\$10.250	\$10.250	\$10.250	\$10.250	\$10.250	\$10.250	\$10.250	\$10.250	\$10.250	\$10.250	\$102.500
FTA: SPR/PL	\$0.738	\$0.738	\$0.738	\$0.738	\$0.738	\$0.738	\$0.738	\$0.738	\$0.738	\$0.738	\$7.380
OTHER FUNDS	\$80.000	\$0.000	\$0.000	\$0.000	\$0.000	\$0.000	\$0.000	\$0.000	\$0.000	\$0.000	\$80.000
TRANSPORTATION TRUST FUND	\$404.481	\$476.375	\$477.720	\$484.744	\$507.440	\$548.607	\$560.395	\$608.450	\$649.004	\$802.462	\$5519.678
<b><i>Total NJDOT</i></b>	<b><i>\$723.719</i></b>	<b><i>\$648.579</i></b>	<b><i>\$668.370</i></b>	<b><i>\$676.153</i></b>	<b><i>\$700.681</i></b>	<b><i>\$736.564</i></b>	<b><i>\$746.786</i></b>	<b><i>\$846.567</i></b>	<b><i>\$958.233</i></b>	<b><i>\$1,067.879</i></b>	<b><i>\$7,773.531</i></b>
<b><i>Grand Total</i></b>	<b><i>\$723.719</i></b>	<b><i>\$648.579</i></b>	<b><i>\$668.370</i></b>	<b><i>\$676.153</i></b>	<b><i>\$700.681</i></b>	<b><i>\$736.564</i></b>	<b><i>\$746.786</i></b>	<b><i>\$846.567</i></b>	<b><i>\$958.233</i></b>	<b><i>\$1,067.879</i></b>	<b><i>\$7,773.531</i></b>



# NEW JERSEY DEPARTMENT OF TRANSPORTATION

## FY 2010 - 2019 STATEWIDE TRANSPORTATION IMPROVEMENT PROGRAM

### Modified Projects (\$ millions)

PROJECT	MPO	PHASE	FUND	FY 2010	FY 2011	FY 2012	FY 2013	FY 2014	FY 2015	FY 2016	FY 2017	FY 2018	FY 2019	TOTAL
<i>Bridge Painting Program (DB# X08)</i>														<b>\$183.392</b>
<i>Rev# 2</i>														
	DVRPC	EC	STP	\$4.892	\$0.000	\$4.000	\$4.000	\$4.000	\$4.000	\$4.000	\$4.000	\$4.000	\$4.000	\$36.892
	NJTPA	EC	BRIDGE-AO A	\$6.000	\$5.500	\$0.000	\$0.000	\$0.000	\$0.000	\$0.000	\$0.000	\$0.000	\$0.000	\$11.500
	NJTPA	EC	STP	\$12.000	\$23.000	\$12.000	\$12.000	\$12.000	\$12.000	\$12.000	\$12.000	\$12.000	\$12.000	\$131.000
	SJTPO	EC	STP	\$1.000	\$0.000	\$1.000	\$1.000	\$0.000	\$0.000	\$0.000	\$0.000	\$0.000	\$1.000	\$4.000
<i>Rev# 1</i>														
	DVRPC	EC	STP	\$4.892	\$0.000	\$4.000	\$4.000	\$4.000	\$4.000	\$4.000	\$4.000	\$4.000	\$4.000	\$36.892
	NJTPA	EC	BRIDGE-AO A	\$6.000	\$5.500	\$0.000	\$0.000	\$0.000	\$0.000	\$0.000	\$0.000	\$0.000	\$0.000	\$11.500
	NJTPA	EC	STP	\$12.000	\$18.500	\$12.000	\$12.000	\$12.000	\$12.000	\$12.000	\$12.000	\$12.000	\$12.000	\$126.500
	SJTPO	EC	STP	\$1.000	\$1.000	\$1.000	\$1.000	\$0.000	\$0.000	\$0.000	\$0.000	\$0.000	\$1.000	\$5.000
<i>Rev# 0</i>														
	DVRPC	EC	STP	\$4.892	\$4.000	\$4.000	\$4.000	\$4.000	\$4.000	\$4.000	\$4.000	\$4.000	\$4.000	\$40.892
	NJTPA	EC	BRIDGE-AO A	\$6.000	\$0.000	\$0.000	\$0.000	\$0.000	\$0.000	\$0.000	\$0.000	\$0.000	\$0.000	\$6.000
	NJTPA	EC	STP	\$12.000	\$17.000	\$12.000	\$12.000	\$12.000	\$12.000	\$12.000	\$12.000	\$12.000	\$12.000	\$125.000
	SJTPO	EC	STP	\$1.000	\$1.000	\$1.000	\$1.000	\$1.000	\$1.000	\$1.000	\$1.000	\$1.000	\$1.000	\$10.000
<i>Bridge Scour Countermeasures (DB# 98316)</i>														<b>\$65.670</b>
<i>Rev# 2</i>														
	STATEWIDE	ERC	BRIDGE	\$11.800	\$0.120	\$8.250	\$8.250	\$8.250	\$7.000	\$5.500	\$5.500	\$5.500	\$5.500	\$65.670
<i>Rev# 1</i>														
	STATEWIDE	ERC	BRIDGE	\$11.800	\$6.250	\$8.250	\$8.250	\$8.250	\$7.000	\$5.500	\$5.500	\$5.500	\$5.500	\$71.800
<i>Rev# 0</i>														
	STATEWIDE	ERC	BRIDGE	\$11.800	\$10.250	\$8.250	\$8.250	\$8.250	\$7.000	\$5.500	\$5.500	\$5.500	\$5.500	\$75.800





**FY 2010 - 2019 STATEWIDE TRANSPORTATION IMPROVEMENT PROGRAM**

**NJDOT Expenditures  
(\$ millions)**

<b>Funding Category</b>	<b>FY 2010</b>	<b>FY 2011</b>	<b>FY 2012</b>	<b>FY 2013</b>	<b>FY 2014</b>	<b>FY 2015</b>	<b>FY 2016</b>	<b>FY 2017</b>	<b>FY 2018</b>	<b>FY 2019</b>	<b>FY 2010-2019</b>
<b><u>NJDOT</u></b>											
FHWA: BRIDGE	\$358.342	\$506.654	\$311.991	\$308.220	\$250.878	\$196.420	\$190.360	\$233.896	\$285.118	\$248.796	\$2,890.675
FHWA:CMAQ	\$52.555	\$49.991	\$49.970	\$50.920	\$47.575	\$47.825	\$47.575	\$47.830	\$47.580	\$47.830	\$489.651
FHWA:EB	\$75.700	\$72.300	\$67.710	\$68.000	\$68.600	\$69.300	\$70.000	\$70.800	\$71.300	\$72.000	\$705.710
FHWA:FERRY	\$5.000	\$5.000	\$5.000	\$5.000	\$5.000	\$5.000	\$5.000	\$5.000	\$5.000	\$5.000	\$50.000
FHWA: HIGH PRIORITY	\$136.733	\$157.600	\$53.856	\$2.948	\$33.412	\$0.000	\$0.000	\$0.000	\$0.000	\$0.000	\$384.549
FHWA: I-MAINTENANCE	\$111.004	\$161.560	\$202.048	\$254.488	\$308.671	\$314.507	\$252.943	\$205.346	\$166.700	\$166.700	\$2,143.967
FHWA:NHS	\$357.385	\$268.776	\$127.956	\$53.681	\$221.288	\$376.278	\$385.278	\$519.300	\$632.424	\$621.000	\$3,563.366
FHWA:OTHER	\$187.009	\$151.779	\$131.240	\$83.000	\$0.000	\$0.000	\$0.000	\$0.000	\$0.000	\$0.000	\$553.028
FHWA:RAIL-HWY CROSSING	\$6.300	\$6.600	\$6.800	\$7.200	\$7.600	\$7.800	\$8.200	\$8.400	\$8.600	\$9.000	\$76.500
FHWA: RECOVERY ACT	\$287.219	\$0.000	\$0.000	\$0.000	\$0.000	\$0.000	\$0.000	\$0.000	\$0.000	\$0.000	\$287.219
FHWA: SPR/PL	\$54.024	\$54.024	\$54.024	\$54.024	\$54.024	\$54.024	\$54.024	\$54.024	\$54.024	\$54.024	\$540.240
FHWA:SAFE ROUTE TO SCHOOL	\$0.000	\$5.013	\$5.013	\$5.013	\$5.013	\$5.013	\$5.013	\$5.013	\$5.013	\$5.013	\$45.117
FHWA:STP-DVRPC	\$30.127	\$53.097	\$36.310	\$59.616	\$98.911	\$85.880	\$22.466	\$31.885	\$32.316	\$61.616	\$512.224
FHWA:STP- ENHANCEMENT	\$10.950	\$10.850	\$14.380	\$10.250	\$14.790	\$10.250	\$10.250	\$10.250	\$10.250	\$10.250	\$112.470
FHWA:STP-NJTPA	\$139.000	\$250.809	\$94.243	\$136.135	\$141.579	\$209.960	\$149.360	\$99.360	\$104.360	\$149.360	\$1,474.166
FHWA:STP-SJTPO	\$11.637	\$27.447	\$16.296	\$14.315	\$16.615	\$17.615	\$20.115	\$20.115	\$20.115	\$20.115	\$184.385
FHWA:STP-STATEWIDE	\$130.875	\$107.351	\$104.885	\$87.350	\$94.531	\$85.650	\$89.250	\$85.650	\$85.650	\$86.650	\$957.842
FTA: SPR/PL	\$13.743	\$13.743	\$13.743	\$13.743	\$13.743	\$13.743	\$13.743	\$13.743	\$13.743	\$13.743	\$137.430
<b><i>Federal Subtotal</i></b>	<b><i>\$1,967.603</i></b>	<b><i>\$1,892.594</i></b>	<b><i>\$1,292.265</i></b>	<b><i>\$1,212.703</i></b>	<b><i>\$1,375.780</i></b>	<b><i>\$1,495.815</i></b>	<b><i>\$1,309.577</i></b>	<b><i>\$1,410.612</i></b>	<b><i>\$1,542.193</i></b>	<b><i>\$1,571.097</i></b>	<b><i>\$15,070.239</i></b>
OTHER FUNDS	\$187.009	\$151.779	\$131.240	\$83.000	\$0.000	\$0.000	\$0.000	\$0.000	\$0.000	\$0.000	\$553.028
<b><i>Other Subtotal</i></b>	<b><i>\$187.009</i></b>	<b><i>\$151.779</i></b>	<b><i>\$131.240</i></b>	<b><i>\$83.000</i></b>	<b><i>\$0.000</i></b>	<b><i>\$0.000</i></b>	<b><i>\$0.000</i></b>	<b><i>\$0.000</i></b>	<b><i>\$0.000</i></b>	<b><i>\$0.000</i></b>	<b><i>\$553.028</i></b>

## FY 2010 - 2019 STATEWIDE TRANSPORTATION IMPROVEMENT PROGRAM

### NJ TRANSIT Expenditures (\$ millions)

Funding Category	FY 2010	FY 2011	FY 2012	FY 2013	FY 2014	FY 2015	FY 2016	FY 2017	FY 2018	FY 2019	FY2010 - 2019
FHWA: CMAQ	\$5.000	\$150.000	\$75.000	\$75.000	\$74.997	\$75.000	\$75.000	\$75.000	\$75.000	\$75.000	\$754.997
FHWA: NHS	\$0.000	\$75.000	\$100.000	\$100.000	\$150.000	\$150.000	\$150.000	\$100.000	\$0.000	\$0.000	\$825.000
FHWA: STP-STATEWIDE	\$110.000	\$0.000	\$0.000	\$0.000	\$0.000	\$0.000	\$0.000	\$0.000	\$0.000	\$0.000	\$110.000
FHWA: STP-ENHANCEMENT	\$1.000	\$0.000	\$1.000	\$1.000	\$1.000	\$1.000	\$1.000	\$1.000	\$1.000	\$1.000	\$9.000
FTA: SECT 5307	\$284.245	\$299.022	\$314.569	\$330.928	\$348.173	\$366.240	\$385.288	\$405.322	\$426.403	\$448.574	\$3,608.764
FTA: SECT 5309	\$350.037	\$132.197	\$136.498	\$140.928	\$145.508	\$150.238	\$155.128	\$160.168	\$165.377	\$170.747	\$1,706.826
FTA: SECT 5309D	\$56.415	\$2.000	\$2.000	\$2.000	\$0.000	\$0.000	\$0.000	\$0.000	\$0.000	\$0.000	\$62.415
FTA: SECT 5310	\$4.550	\$4.800	\$5.055	\$5.334	\$5.622	\$5.939	\$6.300	\$7.049	\$7.829	\$8.649	\$61.127
FTA: SECT 5311	\$6.000	\$6.300	\$6.619	\$6.949	\$7.300	\$7.659	\$8.000	\$8.000	\$8.000	\$8.000	\$72.827
FTA: SECT 5316	\$4.000	\$4.000	\$4.000	\$4.000	\$4.000	\$4.000	\$4.000	\$4.000	\$4.000	\$4.000	\$40.000
FTA: SECT 5317	\$2.176	\$2.289	\$2.409	\$2.534	\$2.665	\$2.805	\$2.950	\$3.104	\$3.265	\$3.435	\$27.632
<b><i>Federal Subtotal</i></b>	<b>\$823.423</b>	<b>\$675.608</b>	<b>\$647.150</b>	<b>\$668.673</b>	<b>\$739.265</b>	<b>\$762.881</b>	<b>\$787.666</b>	<b>\$763.643</b>	<b>\$690.874</b>	<b>\$719.405</b>	<b>\$7,278.588</b>
CASINO REVENUE	\$34.349	\$34.349	\$34.349	\$34.349	\$34.349	\$34.349	\$34.349	\$34.349	\$34.349	\$34.349	\$343.490
MATCH FUNDS	\$10.000	\$10.300	\$10.619	\$10.949	\$11.300	\$11.659	\$12.000	\$12.000	\$12.000	\$12.000	\$112.827
METRO-NORTH	\$0.690	\$0.690	\$0.690	\$0.690	\$0.690	\$0.690	\$0.690	\$0.690	\$0.690	\$0.690	\$6.900
OTHER FUNDS	\$11.200	\$14.480	\$12.910	\$16.470	\$20.170	\$24.020	\$28.010	\$32.170	\$36.500	\$41.000	\$236.930
<b><i>Other Subtotal</i></b>	<b>\$56.239</b>	<b>\$59.819</b>	<b>\$58.568</b>	<b>\$62.458</b>	<b>\$66.509</b>	<b>\$70.718</b>	<b>\$75.049</b>	<b>\$79.209</b>	<b>\$83.539</b>	<b>\$88.039</b>	<b>\$700.147</b>
TRANSPORTATION TRUST FUNDS	\$622.000	\$599.976	\$592.225	\$609.994	\$573.648	\$590.857	\$608.584	\$686.544	\$830.127	\$855.065	\$6,569.020
<b><i>TTF Subtotal</i></b>	<b>\$622.000</b>	<b>\$599.976</b>	<b>\$592.225</b>	<b>\$609.994</b>	<b>\$573.648</b>	<b>\$590.857</b>	<b>\$608.584</b>	<b>\$686.544</b>	<b>\$830.127</b>	<b>\$855.065</b>	<b>\$6,569.020</b>
<b><i>Grand Total</i></b>	<b>\$1,501.662</b>	<b>\$1,335.403</b>	<b>\$1,297.943</b>	<b>\$1,341.125</b>	<b>\$1,379.422</b>	<b>\$1,424.456</b>	<b>\$1,471.299</b>	<b>\$1,529.396</b>	<b>\$1,604.540</b>	<b>\$1,662.509</b>	<b>\$14,547.755</b>

**NEW JERSEY DEPARTMENT OF TRANSPORTATION**  
**FY 2010 - 2019 STATEWIDE TRANSPORTATION IMPROVEMENT PROGRAM**

**NJDOT Projects by Phase (\$ millions)**

PROJECT	FUND	MPO	FY 2010	FY 2011	FY 2012	FY 2013	FY 2014	FY 2015	FY 2016	FY 2017	FY 2018	FY 2019	TOTAL
<i>CON</i>													
Upgrade of Electrical Components at Signalized Intersections, Monmouth County (DB# FSN09436)													
	ARRA-NJ	NJTPA	\$3.000	\$0.000	\$0.000	\$0.000	\$0.000	\$0.000	\$0.000	\$0.000	\$0.000	\$0.000	\$3.000
Valley Avenue (Chestnut Avenue to Park Avenue) Mill and Overlay Resurfacing Project (DB# S1011)													
	STP-SJ	SJTPO	\$0.000	\$0.000	\$0.892	\$0.000	\$0.000	\$0.000	\$0.000	\$0.000	\$0.000	\$0.000	\$0.892
Village Road, Lee's Hill Road to 1.3 miles East, Resurfacing (CR 646) (DB# FSN09433G)													
	ARRA-NJ	NJTPA	\$0.274	\$0.000	\$0.000	\$0.000	\$0.000	\$0.000	\$0.000	\$0.000	\$0.000	\$0.000	\$0.274
W. Duerer Street, Pomona Rd. to Cologne Ave., Repaving (DB# S0906)													
	STP-SJ	SJTPO	\$0.000	\$1.494	\$0.000	\$0.000	\$0.000	\$0.000	\$0.000	\$0.000	\$0.000	\$0.000	\$1.494
Waterloo Road over Musconetcong River (DB# NS0107)													
	STP-NJ	NJTPA	\$0.000	\$0.000	\$0.000	\$0.000	\$0.000	\$2.500	\$0.000	\$0.000	\$0.000	\$0.000	\$2.500
Wertsville Road Bridge (E-174) over Tributary of Back Brook, CR 602 (DB# NS9906)													
	STP-NJ	NJTPA	\$0.000	\$0.000	\$3.400	\$0.000	\$0.000	\$0.000	\$0.000	\$0.000	\$0.000	\$0.000	\$3.400
West Brook Road Bridge over Wanaque Reservoir (DB# NS9607)													
	STP-NJ	NJTPA	\$0.000	\$0.000	\$9.100	\$10.000	\$0.000	\$0.000	\$0.000	\$0.000	\$0.000	\$0.000	\$19.100
West Front Street Bridge (S-17) over Swimming River, CR 10 (DB# NS0006)													
	STP-NJ	NJTPA	\$0.000	\$0.000	\$10.000	\$0.000	\$0.000	\$0.000	\$0.000	\$0.000	\$0.000	\$0.000	\$10.000
Wheat Road and East Avenue Signalization Project (DB# S1103)													
	HSIP	SJTPO	\$0.000	\$0.175	\$0.000	\$0.000	\$0.000	\$0.000	\$0.000	\$0.000	\$0.000	\$0.000	\$0.175
White Bridge Road Bridge (DB# NS9805)													
	STP-NJ	NJTPA	\$0.000	\$0.000	\$0.000	\$0.000	\$1.600	\$0.000	\$0.000	\$0.000	\$0.000	\$0.000	\$1.600
Woodbury-Glassboro Road, from CR639 to Bethel Mill Road (CR 553) (DB# FSD09492)													
	ARRA-STU	DVRPC	\$0.525	\$0.000	\$0.000	\$0.000	\$0.000	\$0.000	\$0.000	\$0.000	\$0.000	\$0.000	\$0.525
<i>CON Subtotal</i>			<b>\$1,033.843</b>	<b>\$860.703</b>	<b>\$624.456</b>	<b>\$588.499</b>	<b>\$828.166</b>	<b>\$845.791</b>	<b>\$722.407</b>	<b>\$702.288</b>	<b>\$593.438</b>	<b>\$429.061</b>	<b>\$7,228.652</b>

**NEW JERSEY DEPARTMENT OF TRANSPORTATION**  
**FY 2010-2019 STATEWIDE TRANSPORTATION IMPROVEMENT PROGRAM**

**NJDOT Projects by County (\$ millions)**

PROJECTS	PHASE	MPO	FY 2010	FY 2011	FY 2012	FY 2013	FY 2014	FY 2015	FY 2016	FY 2017	FY 2018	FY 2019	TOTAL
<i>Atlantic</i>													
<b>Somers Point - Mays Landing Road, Resurfacing (DB# S0904)</b>													
	CON	SJTPO	\$0.675	\$0.000	\$0.000	\$0.000	\$0.000	\$0.000	\$0.000	\$0.000	\$0.000	\$0.000	\$0.675
<b>South Inlet Transportation Improvement Project (DB# 09361)</b>													
	CON	SJTPO	\$1.250	\$1.250	\$1.250	\$1.250	\$1.250	\$1.250	\$1.250	\$1.250	\$1.250	\$1.250	\$12.500
<b>Tilton and Fire Roads, Signal Improvements (DB# S1001)</b>													
	CON	SJTPO	\$0.300	\$0.000	\$0.000	\$0.000	\$0.000	\$0.000	\$0.000	\$0.000	\$0.000	\$0.000	\$0.300
<b>Tilton Road Pedestrian Safety Project (DB# S1002)</b>													
	ERC	SJTPO	\$0.700	\$0.000	\$0.000	\$0.000	\$0.000	\$0.000	\$0.000	\$0.000	\$0.000	\$0.000	\$0.700
<b>Tilton Road, Burton Ave. to Cresson Ave., Repaving (Sec. 4A) (DB# S0907)</b>													
	CON	SJTPO	\$0.000	\$0.000	\$1.100	\$0.000	\$0.000	\$0.000	\$0.000	\$0.000	\$0.000	\$0.000	\$1.100
	DES	SJTPO	\$0.000	\$0.050	\$0.000	\$0.000	\$0.000	\$0.000	\$0.000	\$0.000	\$0.000	\$0.000	\$0.050
<b>Tilton Road, Cresson Ave. to Hingston Ave., Repaving (Sec. 4B) (DB# S0909)</b>													
	CON	SJTPO	\$0.000	\$0.000	\$1.100	\$0.000	\$0.000	\$0.000	\$0.000	\$0.000	\$0.000	\$0.000	\$1.100
	DES	SJTPO	\$0.000	\$0.050	\$0.000	\$0.000	\$0.000	\$0.000	\$0.000	\$0.000	\$0.000	\$0.000	\$0.050
<b>Tuckahoe Road NJT Bridge (AKA Jim Lee Crossing), Cape May Branch Rail Line, CR 557 (DB# 98516)</b>													
	CON	SJTPO	\$0.000	\$0.000	\$0.000	\$0.000	\$0.000	\$0.000	\$0.000	\$0.000	\$0.000	\$0.000	\$0.000
<b>W. Duerer Street, Pomona Rd. to Cologne Ave., Repaving (DB# S0906)</b>													
	CON	SJTPO	\$0.000	\$1.494	\$0.000	\$0.000	\$0.000	\$0.000	\$0.000	\$0.000	\$0.000	\$0.000	\$1.494
<i>Atlantic Subtotal</i>			<b>\$29.331</b>	<b>\$11.148</b>	<b>\$9.815</b>	<b>\$22.617</b>	<b>\$16.283</b>	<b>\$2.750</b>	<b>\$1.250</b>	<b>\$1.250</b>	<b>\$1.250</b>	<b>\$1.250</b>	<b>\$96.944</b>

**NEW JERSEY DEPARTMENT OF TRANSPORTATION**  
**FY 2010-2019 STATEWIDE TRANSPORTATION IMPROVEMENT PROGRAM**

**FY 2011 Obligation Plan Report**

MPO	PROJECT NAME	DBNUM	PHASE	PROG AMT	MODIFIED	AUTH AMT	BALANCE	AUTH DATE
<b><i>BRIDGE</i></b>								
NJTPA	Bridge Deck Replacement Program	03304	EC	\$35.000	\$35.175	\$0.105	\$35.070	09/15/2011
NJTPA	Bridge Deck Replacement Program	03304	EC	\$35.000	\$35.175	\$8.170	\$26.900	09/21/2011
NJTPA	Route 3, Passaic River Crossing	799	CON	\$9.947	\$18.847	\$9.015	\$9.832	09/13/2011
NJTPA	Route 3, Passaic River Crossing	799	CON	\$9.947	\$18.847	\$6.978	\$2.854	09/13/2011
DVRPC	Route 30/130, Collingswood/Pennsauken (Phase B), PATCO Bridge to North Park Drive	155C	CON	\$18.572	\$20.717	\$3.613	\$17.104	09/26/2011
NJTPA	Route 31, Raritan Valley Line Bridge Replacement (8P)	9102	CON	\$13.053	\$13.053	\$10.378	\$2.675	09/07/2011
SJTPO	Route 54, Route 322 to Cape May Point Branch Bridge	01339	DES	\$0.000	\$2.100	\$3.009	\$-0.909	09/19/2011
NJTPA	Route 72, Manahawkin Bay Bridges	00357	DES	\$9.000	\$9.000	\$3.603	\$5.397	09/27/2011
NJTPA	Route 72, Manahawkin Bay Bridges	00357	DES	\$9.000	\$9.000	\$0.334	\$5.063	09/27/2011
DVRPC	Route 322, Raccoon Creek Bridge/Mullica Hill Pond Dam	98348	CON	\$0.000	\$11.745	\$1.062	\$10.683	09/19/2011
DVRPC	Route 322, Raccoon Creek Bridge/Mullica Hill Pond Dam	98348	CON	\$0.000	\$11.745	\$9.697	\$0.986	09/19/2011
<b><i>BRIDGE Subtotal</i></b>				<b>\$139.519</b>	<b>\$185.404</b>	<b>\$55.964</b>	<b>\$115.655</b>	
<b><i>BRIDGE-AOA</i></b>								
NJTPA	Bridge Painting Program	X08	EC	\$0.000	\$5.500	\$4.846	\$0.654	09/19/2011
<b><i>BRIDGE-AOA Subtotal</i></b>				<b>\$0.000</b>	<b>\$5.500</b>	<b>\$4.846</b>	<b>\$0.654</b>	
<b><i>BRIDGE-OFF</i></b>								
DVRPC	Hanover Street Bridge over Rancocas Creek, CR 616	D9902	FD	\$0.000	\$0.500	\$0.442	\$0.058	09/14/2011
<b><i>BRIDGE-OFF Subtotal</i></b>				<b>\$0.000</b>	<b>\$0.500</b>	<b>\$0.442</b>	<b>\$0.058</b>	

**NEW JERSEY DEPARTMENT OF TRANSPORTATION**  
**FY 2010-2019 STATEWIDE TRANSPORTATION IMPROVEMENT PROGRAM**

**FY 2011 Obligation Summary Report**

MPO	PHASE	PROJECT NAME	PROG AMT	MODIFIED	AUTH AMT	BALANCE
				FED PROJ NO	AUTH AMT	AUTH DATE
<b><u>BRIDGE</u></b>						
NJTPA	EC	Bridge Deck Replacement Program (DB# 03304)	\$35.000	\$43.000	\$3.485	\$39.515
		— Salem Street Bridge ove Route 10 (DB# 03304)		BR-7741(141)	\$3.485	2011-09-15
NJTPA	EC	Bridge Deck Replacement Program (DB# 03304)	\$35.000	\$35.175	\$8.275	\$26.9
		— Salem Street over Rt 10 (Utilities) (DB# 03304)		BR-7741(142)	\$1.105	2011-09-15
		— I-280 over Whippany River (DB# 03304)		BR-2806(106)	\$8.17	2011-09-21
STATEWIDE	EC	Bridge Deck Replacement Program (DB# 03304)	\$5.000	\$5.000	\$0.086	\$4.914
		— Rt 33/34 EB over Southern Division RR (PE) (DB# 03304)		BR-0024(112)	\$0.086	2011-09-20
NJTPA	CON	Route 3, Passaic River Crossing (DB# 799)	\$9.947	\$18.847	\$15.993	\$2.854
		— Route 3 Passaic River Crossing (FY10 AC conversion) (DB# 799)		BR-0054(200)	\$9.015	2011-09-13
		— Route 3 Passaic River Crossing AC conversion (DB# 799)		BR-0054(200)	\$6.978	2011-09-13
DVRPC	CON	Route 30/130, Collingswood/Pennsauken (Phase B), PATCO Bridge to North Park Drive (DB# 155C)	\$18.572	\$41.433	\$17.401	\$24.032
		— Rt 30/130 Collingswood/Pennsauken Phase B (part 1) (DB# 155C)		BR-0016(163)	\$17.401	2011-09-20
DVRPC	CON	Route 30/130, Collingswood/Pennsauken (Phase B), PATCO Bridge to North Park Drive (DB# 155C)	\$18.572	\$20.717	\$3.613	\$17.104
		— Route 30/130, Collingswood/Pennsauken (Utilities) (DB# 155C)		BR-0016(162)	\$3.613	2011-09-26
NJTPA	CON	Route 31, Raritan Valley Line Bridge Replacement (8P) (DB# 9102)	\$13.053	\$13.053	\$10.378	\$2.675
		— Rt 31 Sec 8P (DB# 9102)		BR-0037(142)	\$10.378	2011-09-07
SJTPO	DES	Route 54, Route 322 to Cape May Point Branch Bridge (DB# 01339)	\$0.000	\$2.100	\$3.009	\$-.909
		— Route 54, Route 322 to Cape May Point Branch Bridge (final design) (DB# 01339)		BR-0013(114)	\$3.009	2011-09-19
NJTPA	DES	Route 72, Manahawkin Bay Bridges (DB# 00357)	\$9.000	\$9.000	\$8.921	\$0.079

## NEW JERSEY DEPARTMENT OF TRANSPORTATION

### FY 2010-2019 STATEWIDE TRANSPORTATION IMPROVEMENT PROGRAM

#### NJDOT Major Projects (*above \$500 million*)

PROJECTS	PHASE	MPO	FY 2010	FY 2011	FY 2012	FY 2013	FY 2014	FY 2015	FY 2016	FY 2017	FY 2018	FY 2019	TOTAL
<b>Bridge Replacement, Future Projects (DB# 08381)</b>													
	ERC	Statewide	\$0.000	\$0.000	\$0.000	\$0.000	\$10.634	\$38.786	\$39.338	\$73.513	\$99.517	\$243.539	\$505.327
<b>Local County Aid, NJTPA (DB# X41B1)</b>													
	ERC	NJTPA	\$70.135	\$53.763	\$53.763	\$53.763	\$53.763	\$53.763	\$53.763	\$53.763	\$53.763	\$53.763	\$554.002
<b>Local Municipal Aid, NJTPA (DB# X98B1)</b>													
	ERC	NJTPA	\$71.862	\$53.847	\$53.847	\$53.847	\$53.847	\$53.847	\$53.847	\$53.847	\$53.847	\$53.847	\$556.485
<b>Program implementation costs, NJDOT (DB# X10)</b>													
	EC	Statewide	\$29.978	\$113.664	\$117.449	\$121.144	\$125.196	\$129.357	\$133.702	\$138.237	\$138.237	\$147.723	\$1,194.687
<b>Resurfacing Program (DB# X03E)</b>													
	EC	Statewide	\$67.075	\$70.000	\$70.000	\$70.000	\$70.000	\$70.000	\$70.000	\$70.000	\$70.000	\$70.000	\$697.075
<b>Resurfacing, Federal (DB# 99327A)</b>													
	CON	NJTPA	\$9.000	\$1.600	\$0.000	\$0.000	\$50.000	\$101.426	\$101.426	\$141.100	\$178.808	\$169.000	\$752.360
<b>Route 295/42/I-76, Direct Connection, Camden County (DB# 355)</b>													
	CON	DVRPC	\$0.000	\$0.000	\$0.000	\$77.500	\$77.500	\$77.500	\$77.500	\$77.500	\$77.500	\$77.500	\$542.500
<b>Grand Total</b>			<b>\$248.050</b>	<b>\$292.874</b>	<b>\$295.059</b>	<b>\$376.254</b>	<b>\$440.940</b>	<b>\$524.679</b>	<b>\$529.576</b>	<b>\$607.960</b>	<b>\$671.672</b>	<b>\$815.372</b>	<b>\$4,802.436</b>



# FY 2010- 2019 STATEWIDE TRANSPORTATION IMPROVEMENT PROGRAM

## New Jersey Department of Transportation

### Obligation Report

#### Route 72, Manahawkin Bay Bridges

DBNUM:	00357	UPC:	003570	MILEPOST(S):	26.10 - 28.25
COUNTY:	Ocean				
MUNICIPALITY:	Stafford Twp.	Ship Bottom Boro			

ASSET MANAGEMENT CATEGORY: Bridge Assets - Bridge Rehab and Replacement      SPONSOR: NJDOT

STRUCTURE NO.: 1513152      1513151      1513153      1513154      LEGISLATIVE DISTRICT: 9

MPO	PHASE	FUND	<i>Amounts in Millions of Dollars</i>												
			FY 2010	FY 2011	FY 2012	FY 2013	FY 2014	FY 2015	FY 2016	FY 2017	FY 2018	FY 2019			
NJTPA	DES	BRIDGE		\$11.830	\$9.000										
NJTPA	ROW	STATE		\$0.200											
NJTPA	CON	STATE						\$45.301	\$46.000	\$63.000	\$34.699				

MPO	PHASE	FUND	<i>Obligation Details (\$ Millions)</i>			
			PROG AMT	MODIFIED	AUTH AMT	BALANCE
NJTPA	DES	BRIDGE	\$9.000	\$11.830	\$12.858	\$-1.028
		— Route 72, Manahawkin Bay Bridges Contract #1 (BR-0019(115))			\$3.603	2011-09-27
		— Rt 72 Manahawkin Bay Bridges Contract #2 Final Design (BR-0019(113))			\$6.53	2011-09-27
		— Route 72, Manahawkin Bay Bridges Contract #4 (BR-0019(116))			\$ .334	2011-09-27
		— Rt 72 Manahawkin Bay Bridges Contract #3 Final Design (BR-0019(114))			\$2.391	2011-09-27

**NEW JERSEY DEPARTMENT OF TRANSPORTATION**  
**FY 2010-2019 STATEWIDE TRANSPORTATION IMPROVEMENT PROGRAM**

**DVRPC - FY 2011 Obligation Plan**

PROJECTS	FUND	PHASE	PROG AMT	MODIFIED	AUTH AMT	AUTH DATE
<b>Gloucester</b>						
<b>CR 553, Buck Road Resurfacing and Safety Improvements (DB #D1137)</b>						
	STP-STU	CON	\$2.000	\$2.000	\$2.022	9/19/2011 1:20:55PM
<b>Gloucester County Pedestrian Pushbutton Replacement (DB #D1135)</b>						
	STP-STU	CON	\$0.250	\$0.250	\$0.274	9/21/2011 3:29:42PM
<b>Route 322, Raccoon Creek Bridge/Mullica Hill Pond Dam (DB #98348)</b>						
	BRIDGE	CON	\$0.000	\$11.745	\$1.062	9/19/2011 1:55:34PM
	BRIDGE	CON	\$0.000	\$11.745	\$9.697	9/19/2011 2:01:49PM
<b><i>Gloucester Subtotal</i></b>			<b>\$2.250</b>	<b>\$25.740</b>	<b>\$13.055</b>	
<b>Mercer</b>						
<b>Mercer County Rumble Strips (DB #D1136)</b>						
	STP-STU	CON	\$0.200	\$0.200	\$0.213	9/13/2011 7:22:07AM
<b>Mercer County Safety School Zone Speed Control (DB #D1138)</b>						
	STP-STU	CON	\$0.450	\$0.450	\$0.459	9/28/2011 9:00:25AM
<b>Mercer County Signal Project, CR 533 (DB #D0702)</b>						
	STP-STU	FD	\$0.500	\$0.500	\$0.634	9/6/2011 3:34:02PM
<b><i>Mercer Subtotal</i></b>			<b>\$1.150</b>	<b>\$1.150</b>	<b>\$1.306</b>	
<b><i>DVRPC Subtotal</i></b>			<b>\$38.422</b>	<b>\$112.181</b>	<b>\$51.176</b>	

# How to reach us?

## ***NJIT Contact:***

Professor Lazar N. Spasovic, Ph.D.

TELUS Program Director

New Jersey Institute of Technology

University Heights

Newark, NJ 07102

E-mail: [spasovic@njit.edu](mailto:spasovic@njit.edu)

Phone: 973.642.7214

# How to reach us? (*continued*)

## ***NJDOT Contact:***

Jim Vari

Division of Capital Investment Strategies

New Jersey Department of Transportation

P.O. Box 600

Trenton, NJ 08625-0600

E-mail: [james.vari@dot.nj.state.us](mailto:james.vari@dot.nj.state.us)

Phone: 609.530.2537